



# ARKANSAS RAZORBACKS

1 National Championship » 6 Final Four Appearances » 10 Sweet 16 Appearances » 31 NCAA Tournament Bids

## » 2016-17 SCHEDULE »

Overall: 16-4 | SEC: 5-3 | H: 11-2 | A: 3-2 | N: 2-0

### NOVEMBER (4-1)

		W/L	SCORE
11	Fort Wayne	SEC Network +	W 92-83
14	Southern Illinois	SEC Network +	W 90-65
18	UT Arlington	SEC Network +	W 71-67
22	at Minnesota	ESPN3	L 85-71
28	Mount St. Mary's	SEC Network +	W 89-76

### DECEMBER (7-1)

1	Stephen F. Austin	SEC Network	W 78-62
3	Austin Peay	SEC Network +	W 99-62
6	Houston	SEC Network	W 84-72
10	North Florida	SEC Network	W 91-76
17	Texas*	ESPN	W 77-74
20	North Dakota St.	SEC Network	W 71-55
22	Sam Houston St.#		W 90-56
29	Florida*	SEC Network	L 81-72

### JANUARY (5-2)

3	at Tennessee*	SEC Network	W 82-78
7	at Kentucky*	ESPN	L 97-71
10	Mississippi State*	SEC Network	L 84-78
14	Missouri*	SEC Network	W 92-73
17	at Texas A&M*	SEC Network	W 62-60
21	LSU*	SEC Network	W 99-86
24	at Vanderbilt*	SEC Network	W 71-70
28	at Oklahoma St.%	ESPN	3 p.m.

### FEBRUARY (0-0)

1	Alabama*	SEC Network	6 p.m.
4	at Missouri*	SEC Network	5 p.m.
7	Vanderbilt*	SEC Network	7:30 p.m.
11	at LSU*	SEC Network	7:30 p.m.
15	at South Carolina*	SEC Network	5:30 p.m.
18	Ole Miss*	SEC Network	5 p.m.
22	Texas A&M*	SEC Network	7:30 p.m.
25	at Auburn*	SEC Network	7:30 p.m.

### MARCH (0-0)

1	at Florida*	ESPN2	6 p.m.
4	Georgia*	ESPN/2	1 p.m.
8-12	SEC Tournament	Nashville, Tenn.	

All times Central and subject to change  
# at Verizon Arena (North Little Rock, Ark.)  
^ Lone Star Shootout (Houston, Texas)  
% Big12/SEC Challenge  
\* SEC Game

## » THE MATCHUP »

### ARKANSAS RAZORBACKS (16-4, 5-3 SEC)

Head Coach: Mike Anderson (Tulsa '82)  
Record at Arkansas: 118-68 (6th Season)  
Overall Record: 318-166 (15th Season)



VS

### OKLAHOMA STATE COWBOYS (12-8, 2-6 BIG 12)

Head Coach: Brad Underwood (Kansas State, '86)  
Record at OSU: 12-8 (1st Season)  
Overall Record: 101-22 (4th Season)



## » #FASTEST40 FACTS »

• Entering the fourth annual #BIG12SEC Challenge, Arkansas is 1-1 all-time in the event, falling at Iowa State in 2014-15 and knocking off Texas Tech last season.

• A win Saturday would mark Arkansas' best 21-game start in the last 19 years when the Razorbacks started 18-3 during the 1997-98 season.

• Arkansas has trailed by at least a dozen points in each of its last three road victories this season, including in the second half of the last two wins.

• Arkansas is 7-3 in its last 10 games away from Bud Walton Arena, including a 5-1 mark in its last six SEC road contests.

• The Razorbacks are 5-0 in their last five contests decided by one possession, the longest such streak since the 1994-95 season.

• Arkansas has won six straight games decided by four points or less, including four of those coming on the road.

• Mike Anderson's 17 SEC road wins in the last five-plus seasons is three more than Arkansas had in the previous 10 years before he took over.

• The Razorbacks are one of eight high-major teams in the country to score 90-plus points in seven games this season.

• Arkansas checks in at No. 28 in the daily NCAA RPI after four straight conference wins. The Razorbacks have a 6-3 record against the top 100 RPI and have nine wins against top 150 RPI teams. The SEC has six top 50 teams and 11 teams in the top 100.

## » GAMEDAY INFORMATION »

DATE: Saturday, Jan. 28, 2017 | 3 p.m. CT

LOCATION: Gallagher-Iba Arena (Stillwater, Okla.)

TV: ESPN | WatchESPN

TALENT: Mark Neely (PXP), Mark Plansky (Analyst)

RADIO: Razorback/IMG Sports Network

TALENT: Chuck Barrett (PXP), Matt Zimmerman (Analyst)

STATS: ArkansasRazorbacks.com | StatBroadcast


SERIES RECORD: Oklahoma State leads, 36-14

NEXT UP: Alabama - Wednesday, Feb. 1 at 6 p.m. CT

## » WELCOME TO THE CLUB »

• With 24 points against LSU last Saturday, Moses Kingsley became the 40th player in program history to score 1,000 points as a Razorback.

• He joins Arkansas legend Oliver Miller as the only players to reach 1,000 points, 600 rebounds and 200 blocks in a career. Kingsley is on pace to finish among the top 25 scorers in Razorback history.





#BEASTMO »

## » HOW THEY COMPARE » BY THE NUMBERS »

	81.5	.464	.374	38.0	15.1	4.9	7.3	73.1	.417	.333	+3.0	1.2
	POINTS	FG%	3FG%	BOARDS	ASSISTS	BLOCKS	STEALS	SCORING DEFENSE	FG% DEFENSE	3FG% DEFENSE	REBOUND MARGIN	AST-TO RATIO
	87.8	.464	.396	37.4	14.4	3.5	8.7	79.2	.467	.353	+3.1	1.0

#FASTEST40



## NUMERICAL ROSTER »

No.	Name	Pos.	Ht.	Wt.	Yr.	Hometown/High School/Last School
0	Jaylen Barford	G	6-3	202	Jr.	Jackson, Tenn. / Motlow State CC
1	Trey Thompson	F	6-9	265	Jr.	Madison, Ark. / Forrest City HS
2	Adrio Bailey	F	6-6	204	Fr.	Campti, La. / Lakeview HS
3	Dusty Hannahs	G	6-3	203	Sr.	Little Rock, Ark. / Pulaski Academy / Texas Tech
4	Daryl Macon	G	6-3	185	Jr.	Little Rock, Ark. / Parkview HS / Holmes CC
5	Arlando Cook	F	6-8	215	Jr.	St. Louis, Mo. / Madison Prep / Connors State College
11	RJ Glasper	G	5-10	168	Fr.	Forrest City, Ark. / Forrest City HS
12	Brachen Hazen	F	6-8	195	Fr.	Fort Wayne, Ind. / Columbia City HS
13	Dustin Thomas	F	6-8	225	R-Jr.	Texarkana, Texas / Pleasant Grove HS / Colorado
15	Jonathan Holmes	G	Fr.	5-10	190	Columbia, Ill./Columbia HS
21	Manuale Watkins	G	6-3	222	Sr.	Fayetteville, Ark./Fayetteville HS
23	C.J. Jones	G	6-5	175	Fr.	Birmingham, Ala. / Central Park Christian
31	Anton Beard	G	6-0	198	Jr.	N. Little Rock, Ark./North Little Rock HS
33	Moses Kingsley	F	6-10	230	Sr.	Abuja, Nigeria/Huntington Prep (W. Va.)

## COACHING STAFF »

Title	Name	Experience	Alma Mater
Head Coach	Mike Anderson	6th Year	Tulsa, '82
Associate Head Coach	Melvin Watkins	6th Year	Charlotte, '77
Assistant Coach	TJ Cleveland	6th Year	Arkansas, '02
Assistant Coach	Scotty Thurman	1st Year	Philander-Smith, '03
Director of Operations	Matt Zimmerman	6th Year	Arkansas, '90
Director of S-A Development	Jeff Daniels	6th Year	Montevallo, '82
Video Coordinator	Will Bartlett	6th Year	Missouri, '09
Special Assistant to the HC	Lee Mayberry	3rd Year	Arkansas, '15
Graduate Assistant	Kikko Haydar	2nd Year	Arkansas, '14
Graduate Assistant	Riley Hall	2nd Year	Arkansas, '16
Athletic Trainer	Dave England	33rd Year	Arkansas, '80



**Jaylen Barford**  
Jr. | G | 6-3 | 202



**Trey Thompson**  
Jr. | F | 6-9 | 265



**Adrio Bailey**  
Fr. | F | 6-6 | 204



**Dusty Hannahs**  
R-Sr. | G | 6-3 | 210



**Daryl Macon**  
Jr. | G | 6-3 | 185



**Arlando Cook**  
Jr. | F | 6-8 | 215



**RJ Glasper**  
Fr. | G | 5-10 | 168



**Brachen Hazen**  
Fr. | F | 6-8 | 195



**Dustin Thomas**  
R-Jr. | F | 6-8 | 225



**Manuale Watkins**  
Sr. | G | 6-3 | 222



**C.J. Jones**  
Fr. | G | 6-5 | 175



**Anton Beard**  
Jr. | G | 6-0 | 198



**Moses Kingsley**  
Sr. | F | 6-10 | 230



**Mike Anderson**  
Head Coach - 6th Season

## A-Z ROSTER »

No.	Name	Yr.
2	Bailey, Adrio	Fr.
0	Barford, Jaylen	Jr.
3	Beard, Anton	Jr.
5	Cook, Arlando	Jr.
11	Glasper, RJ	Fr.
3	Hannahs, Dusty	Sr.
12	Hazen, Brachen	Fr.
15	Jonathan Holmes	Fr.
23	Jones, C.J.	Fr.
33	Kingsley, Moses	Sr.
4	Macon, Daryl	Jr.
1	Thompson, Trey	Jr.
13	Thomas, Dustin	R-Jr.
21	Watkins, Manuale	Sr.

## BY STATE »

<b>Alabama (1)</b>		
23	Jones, C.J.	Fr.
<b>Arkansas (6)</b>		
3	Beard, Anton	Jr.
11	Glasper, RJ	Fr.
4	Macon, Daryl	Jr.
3	Hannahs, Dusty	Sr.
1	Thompson, Trey	Jr.
21	Watkins, Manuale	Sr.
<b>Illinois (1)</b>		
15	Holmes, Jonathan	Fr.
<b>Indiana (1)</b>		
12	Hazen, Brachen	Fr.
<b>International (1)</b>		
33	Kingsley, Moses	Sr.
<b>Louisiana (1)</b>		
2	Bailey, Adrio	Fr.
<b>Missouri (1)</b>		
5	Cook, Arlando	Jr.
<b>Tennessee (1)</b>		
0	Barford, Jaylen	Jr.
<b>Texas (1)</b>		
13	Thomas, Dustin	R-Jr.

## BY CLASS »

<b>FRESHMEN (4)</b>		
2	Bailey, Adrio	Fr.
11	Glasper, RJ	Fr.
12	Hazen, Brachen	Fr.
15	Holmes, Jonathan	Fr.
23	Jones, C.J.	Fr.
<b>JUNIORS (6)</b>		
0	Barford, Jaylen	Jr.
3	Beard, Anton	Jr.
5	Cook, Arlando	Jr.
4	Macon, Daryl	Jr.
1	Thompson, Trey	Jr.
13	Thomas, Dustin	R-Jr.
<b>SENIORS (3)</b>		
3	Hannahs, Dusty	Sr.
33	Kingsley, Moses	Sr.
21	Watkins, Manuale	Sr.

## THE PRONUNCIATIONS »

Adrio Bailey: A-Dree-O  
Brachen Hazen: Brack-en Haiz-en  
Manuale Watkins: Man-YOU-L

**MACON DRAWS FIRST BLOOD »**

• Daryl Macon has scored Arkansas' first points in seven of the last 12 games, with five of those seven buckets coming from behind the arc.

**MAKE 'EM PAY »**

• Arkansas has scored double-digit points off turnovers in all 20 games this season after turning 15 Vanderbilt turnovers into 16 points on Tuesday.

**MAKIN' THE FREEBIES »**

• The Razorbacks are second in the SEC and rank 33rd in the country in free throw percentage at 75.5 percent, averaging 18.8 made free throws per game.

• Arkansas is the only program in the country with two players in the top 30 in the nation in free throw percentage as Dusty Hannahs is 25th at .892 and Daryl Macon is 26th at .891.

• Arkansas has two players (Macon and Hannahs) in the top three of the SEC in free throw percentage.

• Macon (29) and Hannahs (26) each have streaks of 25-plus made free throws this season.

• Macon and Hannahs combined to go 11-of-12 from the free throw line over the last four minutes Tuesday night at Vanderbilt, including three late clutch freebies by Macon with 1.6 seconds to go to seal the comeback victory.

**THE SPLASH ZONE EFFECT »**

• Arkansas ranks second in the SEC in 3-point field goal percentage at .374, but has the fourth fewest attempts in the league at 345, which is 160 fewer than league-leader Vanderbilt.

• The Razorbacks have made at least one 3-pointer in 926 consecutive games dating back to Jan. 7, 1989 against Texas.

**RUNS AND STREAKS »**

• Arkansas has recorded runs of at least 10-0 on 17 different occasions this year, including a season-high 21-0 run against Austin Peay on Dec. 3. The Razorbacks have multiple 10-0 runs in five games this year.

• The Razorbacks have held opponents scoreless for three-plus minutes 32 times this year, including at least once in 16 of 20 games this season. Arkansas held UT Arlington scoreless for a season-best 7:11 during the second half, going on a 15-0 run.

**SHARING IS CARING »**

• Arkansas is tied for 19th in the country with six games of 20-plus assists this season after recording 20 helpers Saturday against LSU. The Razorbacks are 38-3 in the Mike Anderson era when dishing out 20-plus assists.

**BUILDING BLOCKS »**

• Moses Kingsley is T-16th in the country with 2.55 blocks per game this season and has recorded at least one block in 49 of his last 53 contests.

• Has multiple blocks in 13 games, and is T-19th in the country with three games of 5+ blocks. T-10th with 10 games of 3+ blocks.

• Is currently the SEC's active leader with 214 career blocks.

**DOUBLE-DOUBLE MOJO »**

• Moses Kingsley posted 16 double-doubles last season, the second-most of any returning high-major player in the country. He is currently second on the SEC's active leaderboard with 21 double-doubles.

**TRANSITION GAME ON POINT »**

• Arkansas has outscored its opponents in fast break points in all but six games this season and holds a commanding 244-144 (+100) edge in the transition game. The Razorbacks have scored 20+ fast break points five times this season.

**ELITE COMPANY »**

• With a season-high 24-point performance against LSU, Moses Kingsley joined Razorback legend Oliver Miller as the only players in program history to reach 1,000 points, 600 rebounds and 200 blocks as a Razorback.

Player	Gms	Rbds	Blks	Pts
Oliver Miller	137	886	345	1,674
<b>Moses Kingsley^</b>	<b>120</b>	<b>655</b>	<b>214</b>	<b>1,011</b>

\*Sorted by total points | ^Active

*Note - Miller will be recognized as an Allstate® SEC Legend at the 2017 SEC Tournament.*

**THE NON-CON SLATE »**

• Arkansas has played 12 non-conference games this year and won 11 of them. Eight of those teams were picked to finish in the top three of their leagues.

Opponent	Conference	Picked
Fort Wayne	Summit League	1st
Sam Houston State	Southland	1st
UT Arlington	Sun Belt	1st
North Florida	Atlantic Sun	2nd
Stephen F. Austin	Southland	2nd
Austin Peay	Ohio Valley	2nd/West
Texas	Big 12	3rd
North Dakota State	Summit League	3rd
Mount Saint Mary's	Northeast	4th
Houston	American Athletic	4th
Southern Illinois	Missouri Valley	5th
Oklahoma State	Big 12	7th
Minnesota	Big Ten	12th

**RECORD BREAKDOWN**

At Home (Bud Walton Arena)	11-2
On The Road	3-2
Neutral	1-0
Neutral (Verizon Arena)	1-0
White Uniforms	12-2
Cardinal Uniforms	4-2
Anthracite Uniforms	0-0

**HALFTIME/LEADS/OVERTIME**

Leading at the half, home	8-0
Leading at the half, road/neutral	1-0
Tied at the half, home	1-0
Tied at the half, road/neutral	1-0
Trailing at the half, home	2-2
Trailing at the half, road/neutral	3-2
Games decided by 5 points or fewer	5-0
Games decided by 10 points or fewer	6-2
Leading with 5:00 left	13-0
Leading with 2:00 left	14-0
Overtime games	0-0

**OFFENSE**

Scoring less than 70 points	1-0
Scoring 70-79 points	5-4
Scoring 80-89 points	3-0
Scoring 90-99 points	7-0
Scoring 100+ points	0-0
2 Players Or Less in Double Figures	2-0
3 Players in Double Figures	2-1
4 Players in Double Figures	6-3
5 Players in Double Figures	5-0
6 Players in Double Figures	1-0
7 Players in Double Figures	0-0
1 Player Scores 20 Points	3-2
2 Players Score 20 Points	0-0
When shooting 50 percent or higher	8-0
When shooting less than 50 percent	8-4

**REBOUNDING/TURNOVERS**

When outrebounding opponent	13-1
When outrebounded	3-2
When rebounds are even	0-1
When grabbing 10+ offensive reb	14-3
When forcing 15+ turnovers	6-1
When committing less than 15 turnovers	15-3
When committing 15+ turnovers	1-1

**Top Scorers (Includes Ties)**

Dusty Hannahs	6-1
Daryl Macon	7-2
Moses Kingsley	2-1
Jaylen Barford	1-0
Adrio Bailey	1-0
Anton Beard	1-0

**Top Rebounders (Includes Ties)**

Moses Kingsley	13-3
Dustin Thomas	2-1
Anton Beard	1-0
Jaylen Barford	1-0
Manuale Watkins	1-1
Adrio Bailey	1-0
Arlando Cook	1-0
Daryl Macon	1-0

**Months**

In November	4-1
In December	7-1
In January	5-2

## » QUICK FACTS »

### ABOUT ARKANSAS

Location.....	Fayetteville, Ark.
Enrollment .....	27,194
Founded.....	1871
Colors .....	Cardinal (PMS 201) and White
Nickname.....	Razorbacks
Conference.....	Southeastern (SEC)
Arena (Capacity).....	Bud Walton Arena (19,200)

### ADMINISTRATION

System President.....	Dr. Donald R. Bobbitt
Chancellor.....	Dr. Joseph E. Steinmetz
Vice Chancellor and Athletic Director .....	Jeff Long
Faculty Representative .....	Dr. Sharon Hunt

### COMMUNICATIONS

Associate Communications Director.....	David Beall
Email .....	jdb048@uark.edu
Office Phone.....	479-575-3114
Cell Phone .....	479-445-5336
Twitter .....	@Beall_sid
Secondary Contact .....	Brent Hull
Email .....	bwh003@uark.edu
Office Fax.....	479-575-7481
Athletic Website .....	ArkansasRazorbacks.com
Bud Walton Arena Press Row.....	479-575-6622
Arkansas Ticket Office.....	479-575-5151

### HISTORY

First Year .....	1923-24
Seasons.....	94th
Overall Conference Championships . 24 (2 SEC, 22 SWC)	
SEC Overall Championships .....	2 (1992, 1994)
SEC Division Championships ..	4 (1992, 1993, 1994, 1995)
SEC Tournament Championships .....	1 (2000)
NCAA Tournament Bids .....	31*
National Championships.....	1 (1994)
National Runner-Up.....	1 (1995)
NCAA Final Fours.....	6 (1941, 1945, 1978, 1990, 1994, 1995)
NCAA Elite Eight .....	6 (1978, 1979, 1990, 1994, 1995)
NCAA Sweet 16 .....	10
NIT Record (App.) .....	5-4 (3)

\* - Arkansas also received a bid in 1944 but was unable to participate due to a car accident. Total number of appearances is 30.

## » THE LITTLE THINGS MATTER »

Player	Deflections	Charges	Steals	Dunks	Blocks
Adrio Bailey	26	--	5	2	3
Jaylen Barford	68	--	18	3	4
Anton Beard	71	5	20	--	--
Arlando Cook	56	--	10	--	9
Dusty Hannahs	35	2	10	--	2
Brachen Hazen	2	--	--	--	--
Jonathan Holmes	1	--	--	--	--
C.J. Jones	14	--	1	2	5
Moses Kingsley	122	4	14	9	51
Daryl Macon	74	2	25	3	2
Trey Thompson	63	--	9	4	18
Dustin Thomas	61	3	8	--	4
Manuale Watkins	70	1	26	--	--
<b>Totals</b>	<b>663</b>	<b>17</b>	<b>146</b>	<b>23</b>	<b>98</b>

## » HONORS AND AWARDS »

### Moses Kingsley

- Allstate NABC Good Works Team Nominee
- Preseason SEC Player of the Year (Media)
- Preseason first team All-SEC (Coaches)
- Wooden Award Watch List
- Naismith Trophy Watch List
- Kareem Abdul-Jabbar Award Watch List
- Lute Olson Award Watch List
- Ranked No. 6 big man in the country by NBC Sports
- Ranked No. 21 player in the nation by NBC Sports
- Ranked No. 18 player in the nation by CBS Sports

### Dusty Hannahs

- Preseason second team All-SEC (Coaches)
- Jerry West Award Watch List
- Ranked No. 97 player in the nation by CBS Sports

### Jaylen Barford

- One of 15 Impact JUCO Transfers by Jon Rothstein

### Daryl Macon

- One of 15 Impact JUCO Transfers by Jon Rothstein
- MVP of the Lone Star Shootout

### Watch List Note

- Arkansas is one of 7 programs in the country to put players on watch lists for the Jerry West Award as the top shooting guard in the country and the Kareem Abdul-Jabbar Award as the nation's top center.

## » PROHOGS BY THE NUMBERS »

# #PR HOGS

# 37

» Arkansas has had 37 all-time NBA Draft selections from 35 different players in program history.

# 16

» The Razorbacks have 16 All-Star game appearances by Joe Johnson (7), Sidney Moncrief (5) and Alvin Robertson (4).

# 12

» Arkansas has 12 first round NBA Draft picks in program history with Sidney Moncrief going No. 5 overall in 1979.

## #PROHOGS PRODUCTION »

Arkansas has had 29 former players go on to play in the NBA, including three this season as listed below.

Player	Team	Yrs	Draft Class
Joe Johnson	Jazz	16th	2001 - 10th (BOS)
Patrick Beverley	Rockets	5th	2009 - 42nd (LAL)
Bobby Portis	Bulls	2nd	2015 - 22nd (CHI)



## MISCELLANEOUS STATISTICS »

### Double-Figure Scoring Games

Player	12-13	13-14	14-15	15-16	16-17	Career
Dusty Hannahs	7	11	--	28	17	63
Moses Kingsley	--	2	2	30	15	49
Anton Beard	--	--	8	7	11	26
Daryl Macon	--	--	--	--	16	16
Jaylen Barford	--	--	--	--	14	14
Manuale Watkins	--	--	0	6	1	7
Dustin Thomas	--	1	3	--	3	7
Trey Thompson	--	--	0	2	--	2
C.J. Jones	--	--	--	--	2	2
Adrio Bailey	--	--	--	--	1	1

### 20-Point Scoring Games

Player	12-13	13-14	14-15	15-16	16-17	Career
Dusty Hannahs	1	1	--	13	2	17
Moses Kingsley	--	0	0	8	1	9
Daryl Macon	--	--	--	--	2	2

### 30-Point Scoring Games

Player	12-13	13-14	14-15	15-16	16-17	Career
Dusty Hannahs	0	0	--	1	--	1

### 3 + Three-Pointers in a Game

Player	12-13	13-14	14-15	15-16	16-17	Career
Dusty Hannahs	6	4	--	18	5	33
Daryl Macon	--	--	--	--	7	7
Anton Beard	--	--	2	1	1	4
Manuale Watkins	--	--	--	--	1	1
Dustin Thomas	--	1	--	--	--	1
C.J. Jones	--	--	--	--	1	1
Jaylen Barford	--	--	--	--	1	1

### 5 + Three-Pointers in a Game

Player	12-13	13-14	14-15	15-16	16-17	Career
Dusty Hannahs	--	1	--	3	1	5

### Double Figure Rebounding Games

Player	12-13	13-14	14-15	15-16	16-17	Career
Moses Kingsley	--	1	0	16	7	24

### Double-Doubles

Player	12-13	13-14	14-15	15-16	16-17	Career
Moses Kingsley	--	1	0	16	4	21

### 5 + Assist Games

Player	12-13	13-14	14-15	15-16	16-17	Career
Daryl Macon	--	--	--	--	5	5
Manuale Watkins	--	0	1	1	--	2
Moses Kingsley	--	0	1	0	1	2
Anton Beard	--	--	--	--	2	2
Trey Thompson	--	--	0	1	--	1

### 3 + Steals in a Game

Player	12-13	13-14	14-15	15-16	16-17	Career
Manuale Watkins	--	0	3	3	3	9
Anton Beard	--	--	4	1	1	6
Moses Kingsley	--	0	0	3	--	3
Daryl Macon	--	--	--	--	2	2
Jaylen Barford	--	--	--	--	2	2
Dusty Hannahs	0	0	--	1	--	1
Dustin Thomas	--	--	1	--	--	1

### 3 + Blocks in a Game

Player	12-13	13-14	14-15	15-16	16-17	Career
Moses Kingsley	--	7	5	13	10	35
Trey Thompson	--	--	0	2	--	2
C.J. Jones	--	--	--	--	1	1
Arlando Cook	--	--	--	--	1	1

## RECORD WATCH IN 2016-17 »

### MOSES KINGSLEY »

- 52 made free throws shy of tying Darrell Walker for 10th all-time in school history with 333 career free throws made.
- 45 free throw attempts shy of tying Ronnie Brewer for 10th all-time in school history with 486 free throws attempted in a career.
- 18 rebounds shy of tying Todd Day for 8th all-time in school history.
- Currently ranks 4th all-time with 214 career blocked shots. Is 38 blocked shots shy of tying Andrew Lang for 3rd in school history.

### DUSTY HANNAHS »

- On pace to finish in the top-three in school history for career free throw percentage.
- 32 made 3-pointers shy of tying Brandon Dean for 10th all-time in school history for made 3-pointers.
- Reached the 1,000-point mark for his career in the season opener against Fort Wayne with 462 coming at Texas Tech and now 811 coming at Arkansas.

## PERFECTION IN THE PALACE »

- Since Mike Anderson came back to Arkansas, the Razorbacks have the fourth-most home victories in the country with 91.
- Arkansas is one of five teams in the country with 90-plus wins and fewer than 15 losses at home over the last six seasons.
- The Razorbacks are 55-1 (.982) against unranked non-conference opponents inside Bud Walton Arena under Anderson.

## THE ART OF ORGANIZED CHAOS »

- During the Mike Anderson era over the last five-plus years, Arkansas is tied for sixth in the country and ranks second the nation among high major programs in forcing the opponent to 25-plus turnovers in a game. It's happened nine times and the Razorbacks are 9-0 in those contests. During the same span, Arkansas is 27-2 when forcing 20 turnovers in a game, including 1-0 this season.

## THE OKLAHOMA STATE SERIES »

- The Razorbacks and Cowboys have not played since the 2003-04 when Arkansas fell to OSU 73-58 in Fayetteville. Arkansas returns to Stillwater for the first time since the 2002-03 season.
- Arkansas has lost four straight in the series, as Oklahoma State leads the all-time series 36-14. The Razorbacks are 4-12 in Stillwater.

## » BY THE NUMBERS »

5

» Five current Razorbacks have received SEC All-Academic honors during their career.

13

» Arkansas has had 13 current and former players graduate since May 2014, averaging four graduates per academic year.

3.0

» Over the last calendar year, the Razorbacks have had a cumulative grade point average of 3.097.

# PLAY HARD ACT RIGHT

• Senior Dusty Hannahs completed his undergrad in December and graduated from the Walton College of Business with a degree in Supply Chain Management.

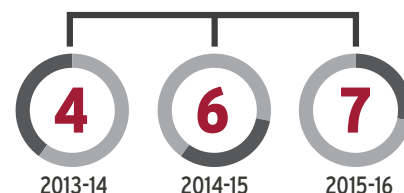
• Moses Kingsley and Manuale Watkins are slated to graduate on time this spring.

• Trey Thompson is set to graduate a year early this summer and start graduate school next fall during his senior year.

• Eleven of the 14 players had a 3.0 or higher GPA during the summer term.

17

SEC Academic Honor Roll Players over the last three seasons



## » THE NATIONAL POLLS »

### Associated Press Poll - (Jan. 23)

RK	TEAM	RECORD	POINTS
1	Villanova (35)	19-1	1,591
2	Kansas (28)	18-1	1,572
3	Gonzaga (2)	19-0	1,471
4	<b>Kentucky</b>	<b>17-2</b>	<b>1,414</b>
5	Baylor	18-1	1,379
6	Florida State	18-2	1,215
7	Arizona	18-2	1,190
8	UCLA	19-2	1,177
9	North Carolina	18-3	1,171
10	Oregon	18-2	1,035
11	Butler	17-3	914
12	Virginia	15-3	803
13	Louisville	16-4	796
14	Notre Dame	17-3	767
15	Wisconsin	16-3	746
16	Creighton	18-2	731
17	Duke	15-4	628
18	West Virginia	15-4	569
19	Cincinnati	17-2	478
20	Purdue	16-4	412
21	Saint Mary's	17-2	290
22	Maryland	17-2	261
23	<b>South Carolina</b>	<b>15-4</b>	<b>171</b>
24	Xavier	14-5	146
25	<b>Florida</b>	<b>14-5</b>	<b>47</b>

**Others receiving votes:** Kansas State 41, SMU 33, Northwestern 28, UNC Wilmington 14, Iowa State 12, Virginia Tech 7, USC 6, Dayton 6, Illinois State 1, Akron 1, Utah 1, Middle Tennessee 1

### USA Today Coaches Poll (Jan. 23)

RK	TEAM	RECORD	POINTS
1	Kansas (18)	18-1	785
2	Villanova (11)	19-1	773
3	Gonzaga (3)	19-0	734
4	<b>Kentucky</b>	<b>17-2</b>	<b>696</b>
5	Baylor	18-1	666
6	North Carolina	18-3	577
7	UCLA	19-2	552
8	Florida State	18-2	550
9	Arizona	18-2	549
10	Oregon	18-2	513
11	Butler	17-3	410
12	Notre Dame	17-3	407
13	Virginia	15-3	405
14	Louisville	16-4	374
15	Wisconsin	16-3	366
16	Creighton	18-2	358
17	Duke	15-4	298
18	West Virginia	15-4	290
19	Cincinnati	17-2	264
20	Purdue	16-4	187
21	Saint Mary's	17-2	143
22	Xavier	14-5	138
23	Maryland	17-2	106
24	<b>South Carolina</b>	<b>15-4</b>	<b>100</b>
25	<b>Florida</b>	<b>14-5</b>	<b>37</b>

**Others receiving votes:** Northwestern 21, UNC Wilmington 21, Kansas State 17, Indiana 16, USC 16, SMU 16, Iowa State 4, New Mexico State 4, Middle Tennessee 4, Miami 2, Nevada 1

## » WEEK-BY-WEEK RANKINGS »

WEEK	AP	COACHES	NCAA RPI
Preseason	NR	RV	--
Nov. 14	NR	RV	--
Nov. 21	NR	RV	--
Nov. 28	NR	RV	--
Dec. 5	NR	RV	19
Dec. 12	NR	RV	29
Dec. 19	NR	RV	26
Dec. 26	RV	RV	19
Jan. 2	NR	NR	41
Jan. 9	NR	NR	26
Jan. 16	NR	NR	41
Jan. 23	NR	NR	33
Jan. 30			
Feb. 6			
Feb. 13			
Feb. 20			
Feb. 27			
March 6			
March 13			
Final			

### The Last time Arkansas was ranked in the AP...

Top 25:	No. 21	March 16, 2015
Top 15:	No. 15	Nov. 14, 2000
Top 10:	No. 6	1994-95 Final Poll
Top 5:	No. 5	March 7, 1995
No. 1:	No. 1	1994-95 Preseason Poll

## DANIEL GAFFORD

El Dorado, Arkansas • El Dorado High School

ESPN.com	★★★★
247Sports.com	★★★★
Rivals.com	★★★★
Scout.com	★★★★
Future150.com	★★★★



- Ranked as the No. 1 player in the state of Arkansas and the No. 11 power forward in the 2017 class by 247Sports.com.

- Is a consensus top 50 player and as high as No. 30 in the class by Rivals.com.

- Averaging a double-double with 17.7 points, 17.1 rebounds and 8.2 blocks per game as a senior.

- Invited to the Nike Academy in Los Angeles in July.

- Participated in the Nike Elite 100 Camp and the Nike Peach Invite with Arkansas Team Portis Wings.

## KHALIL GARLAND

Little Rock, Arkansas • Parkview High School

ESPN.com	★★★★
247Sports.com	★★★★
Rivals.com	★★★
Scout.com	★★★
Future150.com	★★★



- Ranked as the No. 2 player in the state of Arkansas, the No. 12 guard in the 2017 class and No. 54 overall by ESPN.

- Averaging 17.1 points, 5.0 rebounds, 3.1 assists and 2.4 steals a game during his senior season.

- Named the 2016 State Tournament MVP after leading the Patriots to the 2016 Arkansas 6A State Championship behind a 20-point performance in the title game.

- Earned All-State and All-Tournament honors during his junior campaign.

## DARIOUSHALL

Little Rock, Arkansas • Mills Univ. Studies HS

ESPN.com	★★★★
247Sports.com	★★★
Rivals.com	★★★
Scout.com	★★★
Future150.com	★★★



- Ranked as the No. 4 player in the state of Arkansas and the No. 50 power forward in the 2017 class by 247Sports.com.

- Currently averaging 15.8 points, 8.9 rebounds per game as a senior.

- Is a two-time All-State and All-Conference selection at Mills University Studies High School.

- Played in the Nike EYBL Peach Jam for Team Penny.

- Participated in the Adidas Uprising Gauntlet, averaging 15.3 points and 7.0 rebounds per game.



### » A LOOK AT THE FUTURE »

"These three individuals will come in and make the **STATE** of Arkansas **PROUD**." - Mike Anderson

The 2017 All-Arkansas early signees are a unanimous **TOP 25 CLASS** and as high as No. 14 in the country by ESPN.com

"It is **AWESOME** when we can have players in our state come in and **IMPACT** our program." - Mike Anderson

# MIKE ANDERSON



## CAREER NUMBERS

### At Arkansas: 118-68 (6th Year)

2016-17	»	16-4
2015-16	»	16-16
2014-15	»	27-9 (NCAA, Third Round)
2013-14	»	22-12 (NIT, Second Round)
2012-13	»	19-13
2011-12	»	18-14

### At Missouri: 111-57 (5 Years)

2010-11	»	23-11 (NCAA Second Round)
2009-10	»	23-11 (NCAA Second Round)
2008-09	»	31-7 (NCAA Elite Eight)
2007-08	»	16-16
2006-07	»	18-12

### At Alabama-Birmingham (UAB): 89-41 (4 Years)

2005-06	»	24-7 (NCAA First Round)
2004-05	»	22-11 (NCAA Second Round)
2003-04	»	22-10 (NCAA Sweet 16, C-USA Co-Champs)
2002-03	»	21-13 (NIT Quarterfinals)

**Overall Record**     **318-166 (15th Year)**

## IT'S A NUMBERS GAME

### Postseason Tournaments

**1 2 3 4 5 6 7 8 9**

### 20-Win Seasons

**1 2 3 4 5 6 7 8 9**

### NCAA Tournaments

**1 2 3 4 5 6 7**

### 30-Win Seasons

**1**

### Losing Seasons

**0**

## PERSONAL INFO

Born: Dec. 12, 1959  
Hometown: Birmingham, Ala.  
Alma Mater: Tulsa (1982)  
Wife: Marcheita  
Children: Darcheita, Michael Jr., Yvonne  
Date Named Head Coach at Arkansas: March 23, 2011

**HEAD COACH**  
**6TH SEASON AT ARKANSAS**  
**15TH SEASON OVERALL**

The Razorback Nation welcomed home one of its own on March 23, 2011, when Mike Anderson was named the 12th head men's basketball coach in Arkansas history. Charged with bringing back the winning tradition that was synonymous with the Razorback program throughout the '80s and '90s, Anderson enters his sixth season at Arkansas and 15th year as a head coach in 2016-17.

After losing 72 percent of scoring production heading into the 2015-16 season, Anderson continued his history of developing players as Arkansas finished third in the Southeastern Conference in scoring at 78.2 points per game and paced the league in three-point field goal percentage, turnover margin and assist/turnover ratio. Despite dropping eight games by four points or less, Arkansas never wavered and caught fire toward the end of the season to win four of its final five regular season games and finish eighth in the SEC. The Razorbacks became one of five teams to post a .500 or better record in conference play each of the last four years.

A longtime assistant and associate head coach at Arkansas, Anderson spent a combined nine years as a head coach at the University of Alabama-Birmingham and the University of Missouri before returning to the Razorbacks.

One of just 10 current Division I head coaches with 10-plus years of experience and no losing seasons, Anderson's 14 years at the helm of a program have resulted in a 302-162 record, nine 20-win campaigns, seven NCAA Tournament appearances, two Sweet Sixteen berths and a run to the 2009 Elite Eight.

During his first five seasons at Arkansas, Anderson produced a 102-64 record and was the first head coach in program history to win 18 or more games in each of his first four years. Anderson has also re-established Bud Walton Arena as one of the toughest places to play and brought excitement back to the tradition-rich program. In his first five years, Arkansas has won 80 games (80-12) in Bud Walton Arena, including an arena-record 17 during each of his first three years. The 2012-13 squad posted just the third unbeaten SEC home record (9-0) in program history and the first since 1998. The success on-and-off the court has translated into fan support as Arkansas returned to the top 25 in national attendance the first four years, including No. 11 in 2014-15.

## CONSISTENCY

*Head coach Mike Anderson is one of just 10 current Division I coaches with 10-plus years of head coaching experience and no losing seasons. Anderson and Thad Matta are the only coaches to accomplish the feat during stops at three different institutions.*

<b>Coach</b>	<b>Schools</b>	<b>Yrs</b>
Roy Williams	Kansas/UNC	27
Tom Izzo	Michigan State	20
Mark Few	Gonzaga	16
Thad Matta	Butler/Xavier/Ohio State	15
<b>Mike Anderson</b>	<b>UAB/Missouri/Arkansas</b>	<b>14</b>
Jamie Dixon	Pittsburgh	12
Sean Miller	Xavier/Arizona	11
Andy Kennedy	Cincinnati/Ole Miss	10
Dave Rose	BYU	10
Ben Jacobson	Northern Iowa	10



## » ARKANSAS GAME HIGHS »

POINTS	99	LSU (01/21/17)
	99	AUSTIN PEAY (12/03/16)
FIELD GOALS MADE	40	AUSTIN PEAY (12/03/16)
	35	FORT WAYNE (11/11/16)
FIELD GOAL ATTEMPTS	77	AUSTIN PEAY (12/03/16)
	67	MOUNT ST. MARY'S (11/28/16)
FIELD GOAL PERCENTAGE	.559 (33-59)	MISSOURI (01/14/17)
	.532 (33-62)	LSU (01/21/17)
3 PT FIELD GOALS MADE	13	SOUTHERN ILLINOIS (11/14/16)
	10	MISSOURI (01/14/17)
3 PT FG ATTEMPTS	23	MISSOURI (01/14/17)
	23	AUSTIN PEAY (12/03/16)
	23	SOUTHERN ILLINOIS (11/14/16)
3 PT FG PERCENTAGE	.565 (13-23)	SOUTHERN ILLINOIS (11/14/16)
	.500 (8-16)	LSU (01/21/17)
FREE THROWS MADE	29	vs Texas (12/17/16)
	27	SAM HOUSTON STATE (12/22/16)
FREE THROW ATTEMPTS	40	SAM HOUSTON STATE (12/22/16)
	35	LSU (01/21/17)
FREE THROW PERCENTAGE	.935 (29-31)	vs Texas (12/17/16)
	.909 (10-11)	AUSTIN PEAY (12/03/16)
REBOUNDS	49	SAM HOUSTON STATE (12/22/16)
	47	AUSTIN PEAY (12/03/16)
ASSISTS	28	AUSTIN PEAY (12/03/16)
	23	SOUTHERN ILLINOIS (11/14/16)
STEALS	13	NORTH FLORIDA (12/10/16)
	12	STEPHEN F. AUSTIN (12/01/16)
BLOCKED SHOTS	11	AUSTIN PEAY (12/03/16)
	9	SAM HOUSTON STATE (12/22/16)
	9	FORT WAYNE (11/11/16)
TURNOVERS	21	at Minnesota (11/22/16)
	16	NORTH DAKOTA STATE (12/20/16)
FOULS	31	at Kentucky (1/7/17)
	29	FORT WAYNE (11/11/16)

## » ARKANSAS GAME LOWS »

POINTS	62	at Texas A&M (01/17/17)
	71	UT ARLINGTON (11/18/16)
	71	at Minnesota (11/22/16)
	71	NORTH DAKOTA STATE (12/20/16)
	71	at Kentucky (1/7/17)
	71	at Vanderbilt (01/24/17)
FIELD GOALS MADE	21	UT ARLINGTON (11/18/16)
	21	at Texas A&M (01/17/17)
FIELD GOAL ATTEMPTS	52	at Texas A&M (01/17/17)
	53	UT ARLINGTON (11/18/16)
FIELD GOAL PERCENTAGE	.355 (22-62)	vs Texas (12/17/16)
	.393 (24-61)	NORTH DAKOTA STATE (12/20/16)
3 PT FIELD GOALS MADE	1	at Minnesota (11/22/16)
	3	STEPHEN F. AUSTIN (12/01/16)
3 PT FG ATTEMPTS	8	at Minnesota (11/22/16)
	11	at Tennessee (01/03/17)
3 PT FG PERCENTAGE	.125 (1-8)	at Minnesota (11/22/16)
	.231 (3-13)	STEPHEN F. AUSTIN (12/01/16)
FREE THROWS MADE	10	AUSTIN PEAY (12/03/16)
	13	at Texas A&M (01/17/17)
FREE THROW ATTEMPTS	11	AUSTIN PEAY (12/03/16)
	16	NORTH DAKOTA STATE (12/20/16)
FREE THROW PERCENTAGE	.619 (13-21)	at Texas A&M (01/17/17)
	.652 (15-23)	MISSISSIPPI STATE (01/10/17)
REBOUNDS	29	STEPHEN F. AUSTIN (12/01/16)
	29	at Kentucky (1/7/17)
	29	MISSISSIPPI STATE (01/10/17)
ASSISTS	6	at Vanderbilt (01/24/17)
	8	at Minnesota (11/22/16)
STEALS	3	at Kentucky (1/7/17)
	3	LSU (01/21/17)
BLOCKED SHOTS	0	MISSISSIPPI STATE (01/10/17)
TURNOVERS	7	MOUNT ST. MARY'S (11/28/16)
	8	at Kentucky (1/7/17)
FOULS	15	NORTH FLORIDA (12/10/16)
	17	MOUNT ST. MARY'S (11/28/16)

## » ARKANSAS INDIVIDUAL GAME HIGHS »

Points	24	Kingsley, Moses vs LSU (01/21/17)
	23	Macon, Daryl vs Texas (12/17/16)
	23	Hannahs, Dusty vs Fort Wayne (11/11/16)
	22	Macon, Daryl vs Florida (12/29/16)
	20	Hannahs, Dusty at Minnesota (11/22/16)
Field Goals Made	10	Kingsley, Moses vs LSU (01/21/17)
	7	Kingsley, Moses vs Mississippi State (01/10/17)
	7	Macon, Daryl vs Florida (12/29/16)
	7	Bailey, Adrio vs Austin Peay (12/03/16)
	7	Hannahs, Dusty at Minnesota (11/22/16)
	7	Hannahs, Dusty vs Fort Wayne (11/11/16)
Field Goal Att.	18	Kingsley, Moses vs LSU (01/21/17)
	17	Hannahs, Dusty vs Fort Wayne (11/11/16)
FG Pct (min 5 made)	.875 (7-8)	Bailey, Adrio vs Austin Peay (12/03/16)
	.857 (6-7)	Thomas, Dustin vs Mount St. Mary's (11/28/16)
3-Point FG Made	5	Hannahs, Dusty vs Southern Illinois (11/14/16)
	4	Macon, Daryl vs Missouri (01/14/17)
	4	Macon, Daryl vs Southern Illinois (11/14/16)
3-Point FG Att.	8	Macon, Daryl vs Missouri (01/14/17)
	7	Macon, Daryl vs LSU (01/21/17)
	7	Hannahs, Dusty vs Mississippi State (01/10/17)
	7	Macon, Daryl at Kentucky (1/7/17)
	7	Hannahs, Dusty vs North Dakota State (12/20/16)
	7	Hannahs, Dusty vs UT Arlington (11/18/16)
3-Pt FG Pct (min 2 made)	1.000 (3-3)	Watkins, Manuale at Texas A&M (01/17/17)
	1.000 (2-2)	Beard, Anton vs LSU (01/21/17)
	1.000 (2-2)	Jones, CJ vs Missouri (01/14/17)
	1.000 (2-2)	Barford, Jaylen at Tennessee (01/03/17)
	1.000 (2-2)	Jones, CJ vs Stephen F. Austin (12/01/16)
Free Throws Made	14	Macon, Daryl vs Texas (12/17/16)
	12	Macon, Daryl at Tennessee (01/03/17)
Free Throw Att.	14	Macon, Daryl vs Texas (12/17/16)
	13	Macon, Daryl at Tennessee (01/03/17)
FT Pct (min 5 made)	1.000 (14-14)	Macon, Daryl vs Texas (12/17/16)
	1.000 (7-7)	Macon, Daryl at Vanderbilt (01/24/17)
	1.000 (7-7)	Kingsley, Moses vs Southern Illinois (11/14/16)
	1.000 (6-6)	Hannahs, Dusty vs LSU (01/21/17)
	1.000 (5-5)	Kingsley, Moses at Kentucky (1/7/17)
	1.000 (5-5)	Hannahs, Dusty vs North Florida (12/10/16)
	1.000 (5-5)	Macon, Daryl vs North Florida (12/10/16)
	1.000 (5-5)	Hannahs, Dusty vs Stephen F. Austin (12/01/16)
	1.000 (5-5)	Hannahs, Dusty at Minnesota (11/22/16)
Rebounds	14	Kingsley, Moses vs Florida (12/29/16)
	13	Kingsley, Moses vs Mount St. Mary's (11/28/16)
Assists	7	Beard, Anton vs LSU (01/21/17)
	6	Macon, Daryl vs Missouri (01/14/17)
	6	Beard, Anton vs Southern Illinois (11/14/16)
Steals	4	Beard, Anton vs Stephen F. Austin (12/01/16)
	4	Macon, Daryl vs Fort Wayne (11/11/16)
Blocked Shots	7	Kingsley, Moses vs Fort Wayne (11/11/16)
	5	Kingsley, Moses vs Texas (12/17/16)
	5	Kingsley, Moses vs Southern Illinois (11/14/16)
Turnovers	6	Barford, Jaylen vs UT Arlington (11/18/16)
	5	Barford, Jaylen at Kentucky (1/7/17)
	5	Macon, Daryl at Minnesota (11/22/16)
Fouls	5	Cook, Arlando vs LSU (01/21/17)
	5	Beard, Anton vs Missouri (01/14/17)
	5	Kingsley, Moses vs Mississippi State (01/10/17)
	5	Thomas, Dustin at Tennessee (01/03/17)
	5	Kingsley, Moses at Minnesota (11/22/16)
	5	Thomas, Dustin vs Fort Wayne (11/11/16)
Minutes	35	Barford, Jaylen vs LSU (01/21/17)
	34	Beard, Anton vs LSU (01/21/17)
	33	Kingsley, Moses at Kentucky (1/7/17)
	33	Macon, Daryl vs Florida (12/29/16)
	33	Macon, Daryl vs Fort Wayne (11/11/16)

## » THE LAST TIME ARKANSAS »

### POINTS »

- Scored 100+ : 12/01/2015 - 117 vs. Northwestern St.
- Scored 100+ in an SEC game: 2/10/2015 - 101 vs. Auburn
- Scored fewer than 50: 2/09/2016 - 46 at Mississippi State

### OVERTIME GAMES »

- Played in an OT game: 1/30/2016 vs. Texas Tech, W, 75-68 (OT)
- Played in a 2OT game: 1/16/2013 vs. Auburn, W, 88-80 (2 OT)
- Played in a 3OT game: 2/09/1980 vs. Houston, L, 90-84 (3 OT)

### VERSUS TOP-25 OPPONENTS »

- Beat an AP Top 25-ranked opponent: 1/27/2016 vs. No. 5 Texas A&M, W, 74-71
- Beat an AP Top 10 team: 1/27/2016 vs. No. 5 Texas A&M, W, 74-71
- Beat an AP Top 5 team: 1/27/2016 vs. No. 5 Texas A&M, W, 74-71

### VERSUS TOP-25 OPPONENTS ON THE ROAD »

- Beat an AP Top 25 team on road: 2/27/2014 at No. 17 Kentucky, W, 71-67 (OT)
- Beat an AP Top 5 team on road: 2/09/1994 at No. 4 Kentucky, W, 90-82

### DOUBLE-DOUBLES »

- Two players in same game: vs. Auburn (2/17/2016)
  - Moses Kingsley (20 pts, 10 rebs) and Jabril Durham (12 pts, 10 asts)

### 3-POINT SHOOTING »

- 10+ 3FGM in a game: 1/14/2017 - 10 vs. Missouri
- 15+ 3FGM in a game: 1/09/2016 - 16 vs. Mississippi State

### AT THE CHARITY STRIPE »

- Attempted 30+ FT in a game: 1/21/2017 - 35 vs. LSU
- 20+ FTM in a game: 1/21/2017 - 25 vs. LSU
- 25+ FTM in a game: 1/21/2017 - 25 (of 35) vs. LSU

## » THE LAST TIME AN ARKANSAS PLAYER »

### POINTS »

- Scored 30-39 points in a game: 03/10/2016 - 33 by Dusty Hannahs vs. Florida
- Scored 40-49 points in a game: 01/11/1992 - 43 by Todd Day vs. LSU
- Scored 50+ points in a game: 11/13/2009 - 51 by Rotnei Clarke vs. Alcorn St.

### DOUBLE-DOUBLES »

- Points/Rebounds: 1/24/2017 - 10 pts and 11 rebs by Moses Kingsley vs. Vanderbilt
- Points/Assists: 2/17/2016 - 12 pts and 10 asts by Jabril Durham vs. Auburn

### REBOUNDS »

- Had 15+ rebounds in a game: 03/07/2015 - 15 by Bobby Portis vs. LSU
- Had 20+ rebounds in a game: 11/21/1997 - 23 by Nick Davis vs. Jackson St.

### THREE-POINT SHOOTING »

- 5+ 3FGM in a game: 11/14/2016 - 5 (6 att) by Dusty Hannahs vs. Southern Illinois

### AT THE CHARITY STRIPE »

- 10+ FTA in a game: 1/17/2017 - 12 by Daryl Macon at Texas A&M
- 10+ FTM in a game: 1/3/2017 - 12 (13 att) by Daryl Macon at Tennessee

### ASSISTS »

- 5+ assists in a game: 1/21/2017 - 7 by Anton Beard vs. LSU
- Consecutive 5+ assists games: 03/05/2016 vs. South Carolina (11) and 03/10/2016 (6) vs. Florida by Jabril Durham
- 10+ assists in a game: 03/05/2016 - 11 by Jabril Durham vs. South Carolina
- Consecutive 10+ assists games: 01/16/2010 vs. Alabama (10) and 01/21/2010 vs. Florida (11) by Courtney Fortson

### BLOCKS »

- Had 3+ blocks in a game: 1/14/2017 - 3 by Moses Kingsley vs. Missouri
- Had 5+ blocks in a game: 12/17/2016 - 5 by Moses Kingsley vs. Texas

### STEALS »

- Had 5+ steals in a game: 01/09/2016 - 6 by Jabril Durham vs. Mississippi State
- Had consecutive 5+ steal games: 01/01/2006 vs. Western Ill. (5) and 01/07/2006 vs. Miss. St. (5) by Ronnie Brewer

# STARTING LINEUPS »

Date	Opponent	G	G	G	F	F	Outcome
Nov. 11	Fort Wayne	Barford	Macon	Hannahs	Thomas	Kingsley	W, 92-83
Nov. 14	Southern Illinois	Barford	Macon	Hannahs	Thomas	Kingsley	W, 90-65
Nov. 18	UT Arlington	Barford	Macon	Hannahs	Thomas	Kingsley	W, 71-67
Nov. 22	at Minnesota	Barford	Macon	Hannahs	Thomas	Kingsley	L, 85-71
Nov. 28	Mount Saint Mary's	Beard	Watkins	Hannahs	Thomas	Kingsley	W, 89-76
Dec. 1	Stephen F. Austin	Beard	Watkins	Hannahs	Thomas	Kingsley	W, 78-62
Dec. 3	Austin Peay	Barford	Macon	Watkins	Thomas	Kingsley	W, 99-62
Dec. 6	Houston	Barford	Macon	Watkins	Thomas	Kingsley	W, 84-72
Dec. 10	North Florida	Barford	Macon	Watkins	Thomas	Kingsley	W, 91-76
Dec. 17	Texas^	Barford	Macon	Watkins	Thomas	Kingsley	W, 77-74
Dec. 20	North Dakota State	Barford	Macon	Watkins	Thomas	Kingsley	W, 71-55
Dec. 22	Sam Houston State#	Hannahs	Macon	Watkins	Thomas	Kingsley	W, 90-56
Dec. 29	Florida*	Hannahs	Macon	Watkins	Thomas	Kingsley	L, 81-72
Jan. 3	at Tennessee*	Hannahs	Macon	Watkins	Cook	Kingsley	W, 82-78
Jan. 7	at Kentucky*	Hannahs	Macon	Watkins	Cook	Kingsley	L, 97-71
Jan. 10	Mississippi State*	Barford	Macon	Watkins	Cook	Kingsley	L, 84-78
Jan. 14	Missouri*	Barford	Macon	Beard	Thomas	Kingsley	W, 92-73
Jan. 17	at Texas A&M*	Barford	Macon	Beard	Thomas	Kingsley	W, 62-60
Jan. 21	LSU*	Barford	Macon	Beard	Cook	Kingsley	W, 99-86
Jan. 24	at Vanderbilt*	Barford	Macon	Beard	Cook	Kingsley	W, 71-70
Jan. 28	at Oklahoma State%	--	--	--	--	--	--
Feb. 1	Alabama*	--	--	--	--	--	--
Feb. 4	at Missouri*	--	--	--	--	--	--
Feb. 7	Vanderbilt*	--	--	--	--	--	--
Feb. 11	at LSU*	--	--	--	--	--	--
Feb. 15	at South Carolina*	--	--	--	--	--	--
Feb. 18	Ole Miss*	--	--	--	--	--	--
Feb. 22	Texas A&M*	--	--	--	--	--	--
Feb. 25	at Auburn*	--	--	--	--	--	--
March 1	at Florida*	--	--	--	--	--	--
March 4	Georgia*	--	--	--	--	--	--

# at Verizon Arena (North Little Rock, Ark.)

^ Lone Star Shootout (Houston, Texas)

% Big12/SEC Challenge

\* SEC Game

## LEADS & DEFICITS »

Date	Opponent	Largest Lead	Largest Deficit	Time Led	Time Trailed	Time Tied	Outcome
Nov. 11	Fort Wayne	15 (2nd - 2:42)	6 (1st - 8:06)	31:22	7:16	0:52	W, 92-83
Nov. 14	Southern Illinois	36 (2nd - 16:41)	3 (1st - 18:50)	37:39	0:55	1:26	W, 90-65
Nov. 18	UT Arlington	7 (2nd - 10:36)	17 (1st - 12:37)	11:37	26:34	1:49	W, 71-67
Nov. 22	at Minnesota	6 (1st - 12:50)	22 (2nd - 5:32)	6:33	30:16	3:11	L, 85-71
Nov. 28	Mount Saint Mary's	21 (2nd - 6:41)	4 (1st - 18:27)	35:10	3:05	1:45	W, 89-76
Dec. 1	Stephen F. Austin	23 (2nd - 3:15)	2 (1st - 19:22)	36:33	0:28	2:59	W, 78-62
Dec. 3	Austin Peay	41 (2nd - 8:38)	2 (1st - 19:30)	36:58	0:35	2:27	W, 99-62
Dec. 6	Houston	14 (1st - 10:25)	3 (1st - 18:40)	32:27	6:27	1:06	W, 84-72
Dec. 10	North Florida	16 (2nd - 1:12)	3 (2nd - 13:44)	29:39	6:15	4:06	W, 91-76
Dec. 17	Texas^	9 (2nd - 11:58)	7 (1st - 12:35)	2:05	22:22	15:20	W, 77-74
Dec. 20	North Dakota State	20 (2nd - 4:11)	1 (1st - 16:53)	38:22	0:40	0:57	W, 71-55
Dec. 22	Sam Houston State#	37 (2nd - 2:49)	None	38:53	None	1:07	W, 90-56
Dec. 29	Florida*	3 (1st - 14:09)	16 (2nd - 3:12)	2:32	34:13	3:15	L, 81-72
Jan. 3	at Tennessee*	7 (2nd - 16:43)	13 (1st - 4:06)	22:34	15:00	2:17	W, 82-78
Jan. 7	at Kentucky*	4 (1st - 8:04)	26 (2nd - 0:21)	3:21	36:20	0:19	L, 97-71
Jan. 10	Mississippi State*	7 (1st - 9:40)	10 (2nd - 0:40)	8:16	28:11	3:33	L, 84-78
Jan. 14	Missouri*	22 (2nd - 17:00)	None	37:32	None	1:48	W, 92-73
Jan. 17	at Texas A&M*	5 (2nd - 1:21)	12 (2nd - 12:51)	5:29	31:07	3:24	W, 62-60
Jan. 21	LSU*	17 (2nd - 5:35)	None	38:59	None	1:01	W, 99-86
Jan. 24	at Vanderbilt*	4 (2nd - 17:37)	15 (2nd - 6:02)	4:12	31:50	3:32	W, 71-70
Jan. 28	at Oklahoma State%	--	--	--	--	--	--
Feb. 1	Alabama*	--	--	--	--	--	--
Feb. 4	at Missouri*	--	--	--	--	--	--
Feb. 7	Vanderbilt*	--	--	--	--	--	--
Feb. 11	at LSU*	--	--	--	--	--	--
Feb. 15	at South Carolina*	--	--	--	--	--	--
Feb. 18	Ole Miss*	--	--	--	--	--	--
Feb. 22	Texas A&M*	--	--	--	--	--	--
Feb. 25	at Auburn*	--	--	--	--	--	--
March 1	at Florida*	--	--	--	--	--	--
March 4	Georgia*	--	--	--	--	--	--

^ Lone Star Shootout (Houston, Texas) | # at Verizon Arena (North Little Rock, Ark.) | % Big12/SEC Challenge | \* SEC Game

## HUSTLE & EFFORT »

Date	Opponent	Deflections	Charges	Steals	Dunks	Blocks
Nov. 11	Fort Wayne	39	1	9	0	9
Nov. 14	Southern Illinois	36	1	7	2	7
Nov. 18	UT Arlington	38	1	11	3	6
Nov. 22	at Minnesota	25	1	8	0	4
Nov. 28	Mount Saint Mary's	26	1	8	1	1
Dec. 1	Stephen F. Austin	37	1	12	1	1
Dec. 3	Austin Peay	48	1	9	5	11
Dec. 6	Houston	26	2	5	0	5
Dec. 10	North Florida	40	1	13	1	4
Dec. 17	Texas^	37	1	6	0	8
Dec. 20	North Dakota State	37	2	6	0	4
Dec. 22	Sam Houston State#	44	0	9	2	9
Dec. 29	Florida*	31	2	4	1	6
Jan. 3	at Tennessee*	24	1	5	1	5
Jan. 7	at Kentucky*	27	0	3	2	3
Jan. 10	Mississippi State*	34	0	9	1	0
Jan. 14	Missouri*	28	1	5	1	5
Jan. 17	at Texas A&M*	35	0	8	0	6
Jan. 21	LSU*	25	0	3	2	1
Jan. 24	at Vanderbilt*	26	0	6	0	3
Jan. 28	at Oklahoma State%	--	--	--	--	--
Feb. 1	Alabama*	--	--	--	--	--
Feb. 4	at Missouri*	--	--	--	--	--
Feb. 7	Vanderbilt*	--	--	--	--	--
Feb. 11	at LSU*	--	--	--	--	--
Feb. 15	at South Carolina*	--	--	--	--	--
Feb. 18	Ole Miss*	--	--	--	--	--
Feb. 22	Texas A&M*	--	--	--	--	--
Feb. 25	at Auburn*	--	--	--	--	--
March 1	at Florida*	--	--	--	--	--
March 4	Georgia*	--	--	--	--	--
<b>TOTALS</b>		<b>663</b>	<b>17</b>	<b>146</b>	<b>23</b>	<b>98</b>

^ Lone Star Shootout (Houston, Texas) | # at Verizon Arena (North Little Rock, Ark.) | % Big12/SEC Challenge | \* SEC Game



## » GAME-BY-GAME LEADERS »

Date	Opponent	Points	Rebounds	Assists	Steals	Blocks
Nov. 11	Fort Wayne	Hannahs (23)	Kingsley (9)	Macon (5)	Macon (4)	Kingsley (7)
Nov. 14	Southern Illinois	Hannahs (19)	Kingsley (7)	Beard (6)	Seven Players (1)	Kingsley (5)
Nov. 18	UT Arlington	Barford (17)	Three Players (6)	Four Players (2)	Barford (3)	Kingsley (4)
Nov. 22	at Minnesota	Hannahs (20)	Kingsley (10)	Three Players (3)	Watkins (3)	Kingsley (3)
Nov. 28	Mount Saint Mary's	Macon (15)	Kingsley (13)	Two Players (4)	Two Players (2)	Kingsley (1)
Dec. 1	Stephen F. Austin	Hannahs (15)	Watkins (7)	Macon (5)	Beard (4)	Jones (1)
Dec. 3	Austin Peay	Bailey (14)	Two Players (7)	Kingsley (5)	Two Players (2)	Two Players (3)
Dec. 6	Houston	Two Players (17)	Kingsley (9)	Watkins (4)	Beard (2)	Two Players (2)
Dec. 10	North Florida	Hannahs (17)	Kingsley (10)	Two Players (4)	Two Players (3)	Barford (2)
Dec. 17	Texas^	Macon (23)	Kingsley (10)	Two Players (2)	Hannahs (2)	Kingsley (5)
Dec. 20	North Dakota State	Macon (15)	Kingsley (8)	Macon (5)	Watkins (3)	Thompson (2)
Dec. 22	Sam Houston State#	Two Players (17)	Two Players (7)	Thompson (3)	Three Players (2)	Two Players (3)
Dec. 29	Florida*	Macon (22)	Kingsley (14)	Four Players (2)	Beard (2)	Kingsley (4)
Jan. 3	at Tennessee*	Beard (16)	Kingsley (10)	Kingsley (3)	Two Players (2)	Kingsley (3)
Jan. 7	at Kentucky*	Macon (15)	Two Players (7)	Three Players (2)	Three Players (1)	Thompson (2)
Jan. 10	Mississippi State*	Kingsley (19)	Thomas (7)	Thompson (3)	Three Players (3)	None
Jan. 14	Missouri*	Macon (17)	Kingsley (8)	Macon (6)	Macon (2)	Kingsley (3)
Jan. 17	at Texas A&M*	Macon (16)	Cook (7)	Five Players (2)	Watkins (3)	Two Players (2)
Jan. 21	LSU*	Kingsley (24)	Two Players (7)	Beard (7)	Three Players (1)	Kingsley (1)
Jan. 24	at Vanderbilt*	Hannahs (17)	Kingsley (11)	Hannahs (2)	Beard (2)	Kingsley (2)
Jan. 28	at Oklahoma State%	--	--	--	--	--
Feb. 1	Alabama*	--	--	--	--	--
Feb. 4	at Missouri*	--	--	--	--	--
Feb. 7	Vanderbilt*	--	--	--	--	--
Feb. 11	at LSU*	--	--	--	--	--
Feb. 15	at South Carolina*	--	--	--	--	--
Feb. 18	Ole Miss*	--	--	--	--	--
Feb. 22	Texas A&M*	--	--	--	--	--
Feb. 25	at Auburn*	--	--	--	--	--
March 1	at Florida*	--	--	--	--	--
March 4	Georgia*	--	--	--	--	--

^ Lone Star Shootout (Houston, Texas) | # at Verizon Arena (North Little Rock, Ark.) | % Big12/SEC Challenge | \* SEC Game

## » MISCELLANEOUS TEAM STATS »

Date	Opponent	W/L	Points In Paint			Pts Off Turnovers			2nd Chance Pts			Fast Break Pts			
			Ark	Opp.	Diff.	Ark	Opp.	Diff.	Ark	Opp.	Diff.	Ark	Opp.	Diff.	
Nov. 11	Fort Wayne	W	52	22	+30	16	12	+4	9	21	-12	24	0	+24	
Nov. 14	Southern Illinois	W	30	28	+2	21	17	+4	11	10	+1	17	2	+15	
Nov. 18	UT Arlington	W	24	20	+4	28	20	+8	9	18	-9	10	8	+2	
Nov. 22	at Minnesota	L	46	38	+8	11	26	-15	11	13	-2	6	4	+2	
Nov. 28	Mount Saint Mary's	W	48	34	+14	18	10	+8	13	6	+7	21	9	+12	
Dec. 1	Stephen F. Austin	W	36	28	+8	29	24	+5	12	9	+3	20	4	+16	
Dec. 3	Austin Peay	W	52	40	+12	25	8	+17	26	10	+16	28	7	+21	
Dec. 6	Houston	W	38	38	0	15	19	-4	13	9	+4	12	12	0	
Dec. 10	North Florida	W	38	20	+18	21	12	+9	22	6	+16	10	2	+8	
Dec. 17	Texas^	W	32	32	0	12	8	+4	11	18	-7	13	11	+2	
Dec. 20	North Dakota State	W	24	18	+6	15	19	-4	16	5	+11	5	2	+3	
Dec. 22	Sam Houston State#	W	32	32	0	17	13	+4	9	3	+6	8	10	-2	
Dec. 29	Florida*	L	34	34	0	19	16	+3	12	18	-6	7	10	-3	
Jan. 3	at Tennessee*	W	36	32	+4	12	7	+5	5	14	-9	12	6	+6	
Jan. 7	at Kentucky*	L	32	46	-14	11	16	-5	13	21	-8	4	24	-20	
Jan. 10	Mississippi State*	L	30	26	+4	15	6	+9	14	14	0	4	6	-2	
Jan. 14	Missouri*	W	38	22	+16	25	14	+11	15	9	+6	21	6	+15	
Jan. 17	at Texas A&M*	W	24	24	0	16	13	+3	11	7	+4	2	6	-4	
Jan. 21	LSU*	W	38	38	0	11	19	-8	14	10	+4	10	10	0	
Jan. 24	at Vanderbilt*	W	32	18	+14	16	10	+6	15	4	+11	10	5	+5	
Jan. 28	at Oklahoma State%	--	--	--	--	--	--	--	--	--	--	--	--	--	
Feb. 1	Alabama*	--	--	--	--	--	--	--	--	--	--	--	--	--	
Feb. 4	at Missouri*	--	--	--	--	--	--	--	--	--	--	--	--	--	
Feb. 7	Vanderbilt*	--	--	--	--	--	--	--	--	--	--	--	--	--	
Feb. 11	at LSU*	--	--	--	--	--	--	--	--	--	--	--	--	--	
Feb. 15	at South Carolina*	--	--	--	--	--	--	--	--	--	--	--	--	--	
Feb. 18	Ole Miss*	--	--	--	--	--	--	--	--	--	--	--	--	--	
Feb. 22	Texas A&M*	--	--	--	--	--	--	--	--	--	--	--	--	--	
Feb. 25	at Auburn*	--	--	--	--	--	--	--	--	--	--	--	--	--	
March 1	at Florida*	--	--	--	--	--	--	--	--	--	--	--	--	--	
March 4	Georgia*	--	--	--	--	--	--	--	--	--	--	--	--	--	
TOTALS			16-4	716	590	+126	353	289	+64	261	225	+36	244	144	+100

^ Lone Star Shootout (Houston, Texas) | # at Verizon Arena (North Little Rock, Ark.) | % Big12/SEC Challenge | \* SEC Game

at guard... a six-three junior... from Jackson, Tennessee... number zero...

# JAYLEN BARFORD



## » @JBarford1 NEWS & NOTES »

- Scored 10+ points in the first half of four of the last seven games, three were on the road.
- Has scored in double-figures in 14 of 20 games this season and recorded multiple assists in 13.
- Fourth on the team in scoring, averaging 10.5 points per game.
- Scored a career-high 17 pts, six rebounds and three steals in the win vs. UT Arlington.
- Junior college transfer from Motlow State Community College.
- Ranked at the No. 1 junior college transfer in the 2016 class.
- Named one of 15 Impact JUCO Transfers by Jon Rothstein.
- Led the nation last year in scoring at 26.2 points per game and paced the country in field goals made (310-527) and total point (837).
- Scored 20+ points 31 times in JUCO, 30+ 12 times.
- Was named First Team All-American and TCCAA Player of the Year last season.

## » GAME-BY-GAME STATS »

Opponent	Date	gs	min	Total		3-Pointers		Free throws		Rebounds				pf	a	t/o	blk	stl	pts	avg	
				fg-fga	pct	3fg-fga	pct	ft-fa	pct	off	def	tot	avg								
FORT WAYNE	11/11/16	*	27	4-9	.444	1-1	1.000	1-2	.500	1	4	5	5.0	3	4	2	0	1	10	10.0	
SOUTHERN ILLINOIS	11/14/16	*	22	4-7	.571	1-2	.500	0-2	.000	0	2	2	3.5	2	2	2	0	0	9	9.5	
UT ARLINGTON	11/18/16	*	31	6-12	.500	1-2	.500	4-6	.667	3	3	6	4.3	1	2	6	0	3	17	12.0	
at Minnesota	11/22/16	*	25	5-9	.556	0-1	.000	2-2	1.000	1	1	2	3.8	3	2	2	0	1	12	12.0	
MOUNT ST. MARY'S	11/28/16		23	5-8	.625	2-4	.500	1-1	1.000	0	1	1	3.2	2	1	0	0	2	13	12.2	
STEPHEN F. AUSTIN	12/01/16		20	2-6	.333	0-3	.000	4-5	.800	1	2	3	3.2	2	1	3	0	1	8	11.5	
AUSTIN PEAY	12/03/16	*	21	5-10	.500	1-3	.333	1-1	1.000	0	6	6	3.6	2	4	0	1	2	12	11.6	
HOUSTON	12/06/16	*	15	1-5	.200	0-1	.000	0-0	.000	0	1	1	3.3	1	1	2	0	0	2	10.4	
NORTH FLORIDA	12/10/16	*	25	6-16	.375	1-5	.200	1-4	.250	2	2	4	3.3	1	3	1	2	3	14	10.8	
vs Texas	12/17/16	*	26	4-10	.400	0-3	.000	3-3	1.000	0	3	3	3.3	4	3	2	1	1	11	10.8	
NORTH DAKOTA STATE	12/20/16	*	22	2-7	.286	0-2	.000	0-0	.000	1	2	3	3.3	2	2	3	0	0	4	10.2	
vs Sam Houston State	12/22/16		17	3-9	.333	1-3	.333	4-5	.800	0	3	3	3.3	2	1	0	0	1	11	10.3	
FLORIDA	12/29/16		17	1-8	.125	0-2	.000	0-0	.000	2	1	3	3.2	2	2	1	0	0	2	9.6	
at Tennessee	01/03/17		24	5-8	.625	2-2	1.000	2-2	1.000	1	3	4	3.3	4	2	0	0	0	14	9.9	
at Kentucky	01/07/17		17	6-9	.667	0-1	.000	2-3	.667	3	1	4	3.3	4	0	5	0	0	14	10.2	
MISSISSIPPI STATE	01/10/17	*	23	4-8	.500	0-3	.000	2-3	.667	2	3	5	3.4	3	1	1	0	1	10	10.2	
MISSOURI	01/14/17	*	20	6-8	.750	0-2	.000	1-1	1.000	0	6	6	3.6	4	2	0	0	1	13	10.4	
at Texas A&M	01/17/17	*	23	2-9	.222	0-2	.000	0-2	.000	0	3	3	3.6	3	2	1	0	0	4	10.0	
LSU	01/21/17	*	35	5-12	.417	0-2	.000	4-7	.571	0	4	4	3.6	1	3	1	0	0	14	10.2	
at Vanderbilt	01/24/17	*	32	6-13	.462	3-4	.750	0-0	.000	3	1	4	3.6	1	1	1	0	1	15	10.5	
Totals			14	465	82-183	.448	13-48	.271	32-49	.653	20	52	72	3.6	47	39	33	4	18	209	10.5

Games played: 20  
Minutes/game: 23.3  
Points/game: 10.5  
FG Pct: 44.8  
3FG Pct: 27.1  
FT Pct: 65.3

Rebounds/game: 3.6  
Assists/game: 2.0  
Turnovers/game: 1.7  
Assist/turnover ratio: 1.2  
Steals/game: 0.9  
Blocks/game: 0.2

## » SEASON/CAREER HIGHS »

### POINTS

Season: 17 vs. UT Arlington (11/18/16)  
Career: 17 vs. UT Arlington (11/18/16)

### FIELD GOALS

Season: 6 (5x) last at Vanderbilt (1/24/17)  
Career: 6 (5x) last at Vanderbilt (1/24/17)

### FIELD GOALS ATTEMPTED

Season: 16 vs. North Florida (12/10/16)  
Career: 16 vs. North Florida (12/10/16)

### 3-POINT FIELD GOALS

Season: 3 at Vanderbilt (1/24/17)  
Career: 3 at Vanderbilt (1/24/17)

### 3-POINT FG ATTEMPTS

Season: 5 vs. North Florida (12/10/16)  
Career: 5 vs. North Florida (12/10/16)

### FREE THROWS MADE

Season: 4 (4x) last vs. LSU (1/21/17)  
Career: 4 (4x) last vs. LSU (1/21/17)

### FREE THROWS ATTEMPTS

Season: 7 vs. LSU (1/21/17)  
Career: 7 vs. LSU (1/21/17)

### REBOUNDS

Season: 6 (3x) last vs. Missouri (1/14/17)  
Career: 6 (3x) last vs. Missouri (1/14/17)

### ASSISTS

Season: 4 vs. Fort Wayne (11/11/16)  
Career: 4 vs. Fort Wayne (11/11/16)

### STEALS

Season: 3 (2x) last vs. North Florida (12/10/16)  
Career: 3 (2x) last vs. North Florida (12/10/16)

### BLOCKS

Season: 2 vs. North Florida (12/10/16)  
Career: 2 vs. North Florida (12/10/16)

### MINUTES

Season: 35 vs. LSU (1/21/17)  
Career: 35 vs. LSU (1/21/17)

## » CAREER STATISTICS AT ARKANSAS »

			Total		3-Point		F-Throws		Rebounds											Scoring	
Season	gp-gs	min/avg	fg-fga	pct	fg-fga	pct	ft-fa	pct	off	def	tot	avg	pf	fo	ast	to	blk	stl	pts	avg	
2016-17	20-14	465/23.3	82-183	.448	13-48	.271	32-49	.653	20	52	72	3.6	47	0	39	33	4	18	209	10.5	
TOTAL	20-14	465/23.3	82-183	.448	13-48	.271	32-49	.653	20	52	72	3.6	47	0	39	33	4	18	209	10.5	

at forward... a six-nine junior... from Madison, Arkansas... number one...

# TREY THOMPSON



## » @T\_Top24 NEWS & NOTES »

- Has recorded two blocks in six of the last 10 games.
- Second on the team in blocks with 18.
- Has multiple blocks in nine games this year.
- Is set to graduate a year early this summer and start graduate school next fall during his senior year.
- Averaged 3.1 points and 4.3 rebounds per game last season as a sophomore.
- Scored a career high 13 points against LSU (2/23/16) after going a perfect 6-6 from the field.
- Recorded a career high nine rebounds and four blocked shots against Texas Tech last season (1/30/16).
- Went to high school with teammate RJ Gasper.

## » GAME-BY-GAME STATS »

Opponent	Date	gs	min	Total		3-Pointers		Free throws		Rebounds								pts	avg	
				fg-fga	pct	3fg-fga	pct	ft-fa	pct	off	def	tot	avg	pf	a	t/o	blk			stl
FORT WAYNE	11/11/16	13		2-2	1.000	0-0	.000	1-2	.500	0	4	4	4.0	3	1	0	2	0	5	5.0
SOUTHERN ILLINOIS	11/14/16	15		1-3	.333	0-0	.000	2-2	1.000	1	3	4	4.0	3	1	1	0	1	4	4.5
UT ARLINGTON	11/18/16	7		1-2	.500	0-0	.000	1-1	1.000	3	1	4	4.0	2	0	2	0	0	3	4.0
at Minnesota	11/22/16	13		0-0	.000	0-0	.000	0-0	.000	0	3	3	3.8	1	2	1	0	0	0	3.0
MOUNT ST. MARY'S	11/28/16	13		0-1	.000	0-0	.000	0-0	.000	1	4	5	4.0	3	1	0	0	1	0	2.4
STEPHEN F. AUSTIN	12/01/16	6		0-0	.000	0-0	.000	0-0	.000	0	1	1	3.5	3	0	0	0	0	0	2.0
AUSTIN PEAY	12/03/16	13		2-2	1.000	0-0	.000	0-0	.000	2	2	4	3.6	0	1	0	2	2	4	2.3
HOUSTON	12/06/16	13		2-2	1.000	0-0	.000	0-0	.000	0	1	1	3.3	3	2	0	2	0	4	2.5
NORTH FLORIDA	12/10/16	13		2-2	1.000	0-0	.000	2-4	.500	2	0	2	3.1	2	0	0	0	1	6	2.9
vs Texas	12/17/16	8		1-4	.250	0-0	.000	1-2	.500	2	1	3	3.1	2	0	0	0	0	3	2.9
NORTH DAKOTA STATE	12/20/16	12		1-2	.500	0-0	.000	0-0	.000	0	4	4	3.2	4	0	2	2	0	2	2.8
vs Sam Houston State	12/22/16	14		0-0	.000	0-0	.000	0-0	.000	1	5	6	3.4	1	3	2	2	1	0	2.6
FLORIDA	12/29/16	8		0-0	.000	0-0	.000	0-0	.000	0	1	1	3.2	1	2	0	0	0	0	2.4
at Tennessee	01/03/17	9		1-2	.500	0-1	.000	0-0	.000	0	1	1	3.1	3	2	1	2	0	2	2.4
at Kentucky	01/07/17	20		0-2	.000	0-0	.000	4-4	1.000	1	3	4	3.1	4	2	0	2	0	4	2.5
MISSISSIPPI STATE	01/10/17	10		0-0	.000	0-0	.000	0-0	.000	0	2	2	3.1	3	3	0	0	0	0	2.3
MISSOURI	01/14/17	16		3-3	1.000	0-0	.000	2-4	.500	2	2	4	3.1	3	0	1	2	0	8	2.6
at Texas A&M	01/17/17	12		0-0	.000	0-0	.000	0-0	.000	1	2	3	3.1	2	2	0	2	0	0	2.5
LSU	01/21/17	16		3-3	1.000	0-0	.000	0-0	.000	1	4	5	3.2	3	3	0	0	1	6	2.7
at Vanderbilt	01/24/17	10		0-0	.000	0-0	.000	0-0	.000	1	1	2	3.2	1	0	0	0	1	0	2.6
Totals		0	241	19-30	.633	0-1	.000	13-19	.684	18	45	63	3.2	47	25	10	18	8	51	2.6

Games played: 20  
Minutes/game: 12.1  
Points/game: 2.6  
FG Pct: 63.3  
3FG Pct: 0.0  
FT Pct: 68.4

Rebounds/game: 3.2  
Assists/game: 1.3  
Turnovers/game: 0.5  
Assist/turnover ratio: 2.5  
Steals/game: 0.4  
Blocks/game: 0.9

## » SEASON/CAREER HIGHS »

### POINTS

Season: 8 vs. Missouri (1/14/17)  
Career: 13 vs. LSU (2/23/16)

### FIELD GOALS

Season: 3 (2x) vs. LSU (1/21/17)  
Career: 6 vs. LSU (2/23/16)

### FIELD GOALS ATTEMPTED

Season: 4 vs. Texas (12/17/16)  
Career: 7 vs. Tennessee Tech (12/12/15)

### 3-POINT FIELD GOALS

Season: --  
Career: --

### 3-POINT FG ATTEMPTS

Season: 1 at Tennessee (1/3/17)  
Career: 1 at Tennessee (1/3/17)

### FREE THROWS MADE

Season: 4 at No. 6 Kentucky (1/7/17)  
Career: 4 (2x) last at No. 6 Kentucky (1/7/17)

### FREE THROWS ATTEMPTS

Season: 4 (3x) last vs. Missouri (1/14/17)  
Career: 5 at Texas A&M (1/2/16)

### REBOUNDS

Season: 6 vs. Sam Houston State (12/22/16)  
Career: 9 vs. Texas Tech (1/30/16)

### ASSISTS

Season: 3 (3x) last vs. LSU (1/21/17)  
Career: 5 vs. North Florida (12/22/15)

### STEALS

Season: 2 vs. Austin Peay (12/3/16)  
Career: 2 vs. Austin Peay (12/3/16)

### BLOCKS

Season: 2 (9x) last at Texas A&M (1/17/17)  
Career: 4 vs. Texas Tech (1/30/16)

### MINUTES

Season: 20 at No. 6 Kentucky (1/7/17)  
Career: 29 vs. LSU (2/23/16)

## » CAREER STATISTICS AT ARKANSAS »

			Total		3-Point		F-Throws		Rebounds											Scoring	
Season	gp-gs	min/avg	fg-fga	pct	fg-fga	pct	ft-fa	pct	off	def	tot	avg	pf	fo	ast	to	blk	stl	pts	avg	
2014-15	14-0	33/2.4	1-5	.200	0-0	.000	3-3	1.000	3	3	6	0.4	3	0	1	4	1	1	5	0.4	
2015-16	29-1	503/17.3	37-61	.607	0-0	.000	16-31	.516	28	96	124	4.3	88	6	36	33	27	13	90	3.1	
2016-17	20-0	241/12.1	19-30	.633	0-1	.000	13-19	.684	18	45	63	3.2	47	0	25	10	18	8	51	2.6	
TOTAL	63-1	777/12.3	57-96	.594	0-1	.000	32-53	.604	49	144	193	3.1	138	6	62	47	46	22	146	2.3	

at forward... a **six-six** freshman... from Campti, **Louisiana**... number **two**...



# ADRIO BAILEY

## » @AdrioBailey NEWS & NOTES »

- Led the team in points (14) and rebounds (7) in the 99-62 victory over Austin Peay.
- Recorded career highs in points (14), rebounds (7), assists (2) and blocks (2) against Austin Peay.
- Scored his first collegiate points against Stephen F. Austin, a back door cut for a throw down slam.
- Ranked the No. 11 player in the state of Louisiana.
- Ranked the No. 50 small forward in the 2016 class by Rivals.com.
- Averaged 19.5 points, 12.7 rebounds and 3.9 blocks per game last season as a senior in high school.

## » GAME-BY-GAME STATS »

Opponent	Date	gs	min	Total		3-Pointers		Free throws		Rebounds					pf	a	t/o	blk	stl	pts	avg
				fg-fga	pct	3fg-fga	pct	ft-fa	pct	off	def	tot	avg								
FORT WAYNE	11/11/16		3	0-0	.000	0-0	.000	0-0	.000	0	1	1	1.0	1	0	1	0	0	0	0.0	
SOUTHERN ILLINOIS	11/14/16		7	0-1	.000	0-0	.000	0-2	.000	1	0	1	1.0	1	0	3	0	0	0	0.0	
UT ARLINGTON	11/18/16		dnp	-	-	-	-	-	-	-	-	-	-	-	-	-	-	-	-	-	
at Minnesota	11/22/16		5	0-1	.000	0-0	.000	0-0	.000	0	1	1	1.0	0	0	0	0	0	0	0.0	
MOUNT ST. MARY'S	11/28/16		4	0-0	.000	0-0	.000	0-0	.000	0	0	0	0.8	0	1	0	0	1	0	0.0	
STEPHEN F. AUSTIN	12/01/16		12	1-1	1.000	0-0	.000	0-0	.000	0	0	0	0.6	4	0	1	0	0	2	0.4	
AUSTIN PEAY	12/03/16		18	7-8	.875	0-0	.000	0-0	.000	4	3	7	1.7	2	2	2	1	14	2.7	2.4	
HOUSTON	12/06/16		7	0-1	.000	0-0	.000	1-2	.500	1	1	2	1.7	1	1	1	0	0	1	2.4	
NORTH FLORIDA	12/10/16		6	1-1	1.000	0-0	.000	1-2	.500	1	0	1	1.6	1	0	0	0	0	3	2.5	
vs Texas	12/17/16		dnp	-	-	-	-	-	-	-	-	-	-	-	-	-	-	-	-	-	
NORTH DAKOTA STATE	12/20/16		9	1-2	.500	0-0	.000	0-1	.000	0	1	1	1.6	0	0	0	0	1	2	2.4	
vs Sam Houston State	12/22/16		11	1-2	.500	0-0	.000	2-4	.500	0	2	2	1.6	2	0	1	1	2	4	2.6	
FLORIDA	12/29/16		3	0-0	.000	0-0	.000	0-0	.000	0	1	1	1.5	0	0	1	0	0	0	2.4	
at Tennessee	01/03/17		dnp	-	-	-	-	-	-	-	-	-	-	-	-	-	-	-	-	-	
at Kentucky	01/07/17		4	0-0	.000	0-0	.000	0-0	.000	0	0	0	1.4	1	1	0	0	1	0	2.2	
MISSISSIPPI STATE	01/10/17		1	0-0	.000	0-0	.000	0-0	.000	0	0	0	1.3	0	0	0	0	0	0	2.0	
MISSOURI	01/14/17		4	0-1	.000	0-0	.000	0-0	.000	1	0	1	1.3	0	0	0	0	0	0	1.9	
at Texas A&M	01/17/17		dnp	-	-	-	-	-	-	-	-	-	-	-	-	-	-	-	-	-	
LSU	01/21/17		8	0-0	.000	0-0	.000	0-0	.000	1	3	4	1.5	2	1	0	0	0	0	1.7	
at Vanderbilt	01/24/17		dnp	-	-	-	-	-	-	-	-	-	-	-	-	-	-	-	-	-	
Totals		0	102	11-18	.611	0-0	.000	4-11	.364	9	13	22	1.5	15	6	10	3	6	26	1.7	

Games played: 15  
Minutes/game: 6.8  
Points/game: 1.7  
FG Pct: 61.1  
FT Pct: 36.4

Rebounds/game: 1.5  
Assists/game: 0.4  
Turnovers/game: 0.7  
Assist/turnover ratio: 0.6  
Steals/game: 0.4  
Blocks/game: 0.2

## » SEASON/CAREER HIGHS »

### POINTS

Season: 14 vs. Austin Peay (12/3/16)

Career: 14 vs. Austin Peay (12/3/16)

### FIELD GOALS

Season: 7 vs. Austin Peay (12/3/16)

Career: 7 vs. Austin Peay (12/3/16)

### FIELD GOALS ATTEMPTED

Season: 8 vs. Austin Peay (12/3/16)

Career: 8 vs. Austin Peay (12/3/16)

### 3-POINT FIELD GOALS

Season: --

Career: --

### 3-POINT FG ATTEMPTS

Season: --

Career: --

### FREE THROWS MADE

Season: 2 vs. Sam Houston State (12/22/16)

Career: 2 vs. Sam Houston State (12/22/16)

### FREE THROWS ATTEMPTS

Season: 4 vs. Sam Houston State (12/22/16)

Career: 4 vs. Sam Houston State (12/22/16)

### REBOUNDS

Season: 7 vs. Austin Peay (12/3/16)

Career: 7 vs. Austin Peay (12/3/16)

### ASSISTS

Season: 2 vs. Austin Peay (12/3/16)

Career: 2 vs. Austin Peay (12/3/16)

### STEALS

Season: 2 vs. Sam Houston State (12/22/16)

Career: 2 vs. Sam Houston State (12/22/16)

### BLOCKS

Season: 2 vs. Austin Peay (12/3/16)

Career: 2 vs. Austin Peay (12/3/16)

### MINUTES

Season: 18 vs. Austin Peay (12/3/16)

Career: 18 vs. Austin Peay (12/3/16)

## » CAREER STATISTICS AT ARKANSAS »

			Total		3-Point		F-Throws		Rebounds										Scoring	
Season	gp-gs	min/avg	fg-fga	pct	fg-fga	pct	ft-fa	pct	off	def	tot	avg	pf	fo	ast	to	blk	stl	pts	avg
2016-17	15-0	102/6.8	11-18	.611	0-0	.000	4-11	.364	9	13	22	1.5	15	0	6	10	3	6	26	1.7
TOTAL	15-0	102/6.8	11-18	.611	0-0	.000	4-11	.364	9	13	22	1.5	15	0	6	10	3	6	26	1.7



at guard... a **six-three** redshirt-senior... from Little Rock, **Arkansas**... number **three**...

# DUSTY HANNAHS



## » @D\_Hannahs NEWS & NOTES »

- Scored 14 of Arkansas' final 21 points Tuesday in the final 4:38 to comeback and defeat Vanderbilt on the road.
- Has scored in double figures in 24 of the last 27 contests, dating back to last season.
- Is 66-of-74 (.892) from the charity stripe this season to rank second the SEC and rank 25th in the country.
- Leads the team in scoring at 14.1 points per game.
- Took his last final exam on Dec. 14 and finished his degree from the Walton College of Business.
- Reached the 1,000-point club for his career in the season opener with a 23-point effort.
- Scheduled to graduate in December with a degree Supply Chain Management.
- Named to the Preseason Second Team All-SEC as voted on by the league coaches.
- One of 20 players on the Jerry West Shooting Guard of the Year Award watch list.
- Ranked No. 97 player in the nation by CBS Sports.

## » GAME-BY-GAME STATS »

Opponent	Date	gs	min	Total		3-Pointers		Free throws		Rebounds			pf	a	t/o	blk	stl	pts	avg		
				fg-fga	pct	3fg-fga	pct	ft-fga	pct	off	def	tot								avg	
FORT WAYNE	11/11/16	*	30	7-17	.412	1-6	.167	8-10	.800	1	0	1	1.0	1	2	1	0	23	23.0		
SOUTHERN ILLINOIS	11/14/16	*	20	5-7	.714	5-6	.833	4-4	1.000	1	4	5	3.0	2	1	1	0	19	21.0		
UT ARLINGTON	11/18/16	*	27	2-10	.200	2-7	.286	5-6	.833	1	0	1	2.3	1	2	0	0	11	17.7		
at Minnesota	11/22/16	*	29	7-12	.583	1-2	.500	5-5	1.000	1	1	2	2.3	1	0	3	0	20	18.3		
MOUNT ST. MARY'S	11/28/16	*	20	4-14	.286	0-5	.000	4-4	1.000	1	1	2	2.2	1	1	1	0	12	17.0		
STEPHEN F. AUSTIN	12/01/16	*	24	5-9	.556	0-2	.000	5-5	1.000	0	0	0	1.8	1	2	1	0	15	16.7		
AUSTIN PEAY	12/03/16	*	21	5-12	.417	3-5	.600	0-0	.000	0	1	1	1.7	2	0	0	0	13	16.1		
HOUSTON	12/06/16	*	17	6-11	.545	2-5	.400	3-3	1.000	1	0	1	1.6	2	1	2	0	17	16.3		
NORTH FLORIDA	12/10/16	*	25	5-10	.500	2-6	.333	5-5	1.000	0	1	1	1.6	0	3	2	1	0	17	16.3	
vs Texas	12/17/16	*	24	5-11	.455	3-6	.500	2-3	.667	0	0	0	1.4	3	1	2	0	15	16.2		
NORTH DAKOTA STATE	12/20/16	*	19	4-10	.400	3-7	.429	0-0	.000	0	2	2	1.5	1	3	2	0	11	15.7		
vs Sam Houston State	12/22/16	*	23	2-7	.286	1-5	.200	1-2	.500	1	3	4	1.7	2	1	3	0	6	14.9		
FLORIDA	12/29/16	*	27	4-9	.444	2-6	.333	1-1	1.000	0	2	2	1.7	1	0	2	1	11	14.6		
at Tennessee	01/03/17	*	27	5-8	.625	2-4	.500	1-1	1.000	0	2	2	1.7	3	1	0	0	13	14.5		
at Kentucky	01/07/17	*	22	2-12	.167	0-5	.000	2-2	1.000	0	1	1	1.7	4	2	0	0	6	13.9		
MISSISSIPPI STATE	01/10/17	*	27	6-13	.462	3-7	.429	2-2	1.000	1	2	3	1.8	2	1	1	0	17	14.1		
MISSOURI	01/14/17	*	25	5-11	.455	2-5	.400	4-4	1.000	1	2	3	1.8	1	3	2	0	16	14.2		
at Texas A&M	01/17/17	*	27	3-7	.429	2-4	.500	1-2	.500	0	1	1	1.8	1	1	1	0	9	13.9		
LSU	01/21/17	*	17	3-7	.429	2-3	.667	6-6	1.000	2	1	3	1.8	1	0	4	0	14	13.9		
at Vanderbilt	01/24/17	*	24	5-13	.385	0-6	.000	7-9	.778	0	0	0	1.8	2	2	1	0	17	14.1		
Totals			10	475	90-210	.429	36-102	.353	66-74	.892	11	24	35	1.8	32	27	29	2	10	282	14.1

Games played: 20  
Minutes/game: 23.8  
Points/game: 14.1  
FG Pct: 42.9  
3FG Pct: 35.3  
FT Pct: 89.2

Rebounds/game: 1.8  
Assists/game: 1.4  
Turnovers/game: 1.5  
Assist/turnover ratio: 0.9  
Steals/game: 0.5  
Blocks/game: 0.1

## » SEASON/CAREER HIGHS »

### POINTS

Season: 23 vs. Fort Wayne (11/11/16)  
Career: 33 vs. Florida (3/10/16)

### FIELD GOALS

Season: 7 (2x) last at Minnesota (11/22/16)  
Career: 12 vs. Florida (3/10/16)

### FIELD GOALS ATTEMPTED

Season: 17 vs. Fort Wayne (11/11/16)  
Career: 23 vs. Florida (3/10/16)

### 3-POINT FIELD GOALS

Season: 5 vs. Southern Illinois (11/14/16)  
Career: 8 vs. Mississippi State (1/9/16)

### 3-POINT FG ATTEMPTS

Season: 7 (2x) last vs. Mississippi State (1/10/17)  
Career: 13 vs. Mississippi State (1/9/16)

### FREE THROWS MADE

Season: 8 vs. Fort Wayne (11/11/16)  
Career: 10 vs. Evansville (12/8/15)

### FREE THROWS ATTEMPTS

Season: 10 vs. Fort Wayne (11/11/16)  
Career: 10 (3x) last vs. Fort Wayne (11/11/16)

### REBOUNDS

Season: 5 vs. Southern Illinois (11/14/16)  
Career: 6 (2x) last vs. Missouri (2/20/16)

### ASSISTS

Season: 3 (3x) last vs. Missouri (1/14/17)  
Career: 6 at West Virginia (1/22/14)^

### STEALS

Season: 2 vs. Texas (12/17/16)  
Career: 3 (2x) last vs. Mississippi State (1/9/15)

### BLOCKS

Season: 1 (2x) vs. No. 25 Florida (12/29/16)  
Career: 1 (4x) vs. No. 25 Florida (12/29/16)

### MINUTES

Season: 30 vs. Fort Wayne (11/11/16)  
Career: 40 vs. Texas Tech (1/30/16)

^ - at Texas Tech

## » CAREER STATISTICS AT ARKANSAS »

			Total		3-Point		F-Throws		Rebounds											Scoring	
Season	gp-gs	min/avg	fg-fga	pct	fg-fga	pct	ft-fla	pct	off	def	tot	avg	pf	fo	ast	to	blk	stl	pts	avg	
2015-16	32-20	866/27.1	174-380	.458	81-187	.433	100-115	.870	19	58	77	2.4	68	0	29	41	0	20	529	16.5	
2016-17	20-10	475/23.8	90-210	.429	36-102	.353	66-74	.892	11	24	35	1.8	32	0	27	29	2	10	282	14.1	
TOTAL	52-30	1341/25.8	264-590	.447	117-289	.405	166-189	.878	30	82	112	2.2	100	0	56	70	2	30	811	15.6	

at guard... a six-three junior... from Little Rock, Arkansas... number four...

# DARYL MACON



## » @YoD4 NEWS & NOTES »

- Hit 3 free throws with 1.6 seconds left on the road against Vanderbilt to complete an improbable comeback over the Commodores after being down 15 with 6:02 remaining in the game.
- Has scored Arkansas' first points in seven of the last 12 games, with five of those seven buckets coming from behind the arc.
- Has led or tied the team-high in scoring in seven of the last 11 games.
- Second on the team with 25 steals on the year.
- Is 82-of-92 (.891) from the charity stripe this season, ranking third in the SEC and 26th in the country.
- Has scored at least 12 points in 16 of 20 games this season, including 12 of the last 13.
- Has two 12+ made free throw performances this season (12-of-13 at Tennessee; 14-of-14 vs. Texas).
- His 14-of-14 free throw performance vs. Texas was the 2nd most makes in program history without a miss.
- Scored a career-high 23 points against Texas and was named the Lone Star Shootout MVP.
- Had made 29 straight free throws over a 5-game stretch before missing his final attempt vs. No. 25 Florida.
- Is the only player in the last 30 years to have 13+ points, 7+ rebounds, 5+ assists and 4+ steals in his Razorback debut. (Via @HogStats)
- Ranked as the No. 3 junior college transfer in the 2016 class.
- Averaged 23.9 points, 3.7 rebounds, and 3.2 assists per game as a sophomore at Holmes CC.

## » GAME-BY-GAME STATS »

Opponent	Date	gs	min	Total		3-Pointers		Free throws		Rebounds				pf	a	t/o	blk	stl	pts	avg	
				fg-fga	pct	3fg-fga	pct	ft-fa	pct	off	def	tot	avg								
FORT WAYNE	11/11/16	*	33	5-11	.455	2-6	.333	1-2	.500	2	5	7	7.0	3	5	4	0	4	13	13.0	
SOUTHERN ILLINOIS	11/14/16	*	20	4-6	.667	4-6	.667	0-0	.000	0	2	2	4.5	2	5	0	1	12	12.5		
UT ARLINGTON	11/18/16	*	26	2-6	.333	0-3	.000	3-4	.750	0	2	2	3.7	4	0	1	0	7	10.7		
at Minnesota	11/22/16	*	26	4-11	.364	0-4	.000	4-4	1.000	1	4	5	4.0	1	1	5	0	2	12	11.0	
MOUNT ST. MARY'S	11/28/16	*	18	4-7	.571	2-3	.667	5-6	.833	0	0	0	3.2	3	2	1	0	15	11.8		
STEPHEN F. AUSTIN	12/01/16	*	22	3-8	.375	1-4	.250	0-0	.000	0	0	0	2.7	3	5	1	0	2	7	11.0	
AUSTIN PEAY	12/03/16	*	15	4-7	.571	0-3	.000	0-0	.000	0	4	4	2.9	2	1	1	0	1	8	10.6	
HOUSTON	12/06/16	*	30	5-9	.556	3-4	.750	4-5	.800	1	2	3	2.9	1	3	3	0	1	17	11.4	
NORTH FLORIDA	12/10/16	*	23	3-6	.500	2-5	.400	5-5	1.000	0	4	4	3.0	2	4	3	0	3	13	11.6	
vs Texas	12/17/16	*	29	4-12	.333	1-5	.200	14-14	1.000	1	3	4	3.1	1	3	1	0	1	23	12.7	
NORTH DAKOTA STATE	12/20/16	*	24	5-12	.417	3-5	.600	2-2	1.000	4	2	6	3.4	0	5	4	0	1	15	12.9	
vs Sam Houston State	12/22/16	*	23	6-9	.667	2-5	.400	3-3	1.000	0	1	1	3.2	1	1	1	0	2	17	13.3	
FLORIDA	12/29/16	*	33	7-10	.700	3-5	.600	5-6	.833	0	4	4	3.2	2	1	1	0	1	22	13.9	
at Tennessee	01/03/17	*	26	1-6	.167	1-4	.250	12-13	.923	0	2	2	3.1	2	1	3	0	0	15	14.0	
at Kentucky	01/07/17	*	26	5-12	.417	3-7	.429	2-2	1.000	0	0	0	2.9	3	1	0	0	0	15	14.1	
MISSISSIPPI STATE	01/10/17	*	24	3-7	.429	1-4	.250	1-1	1.000	0	1	1	2.8	2	2	2	0	0	8	13.7	
MISSOURI	01/14/17	*	27	6-11	.545	4-8	.500	1-2	.500	1	3	4	2.9	3	6	2	0	2	17	13.9	
at Texas A&M	01/17/17	*	26	3-10	.300	1-5	.200	9-12	.750	0	4	4	2.9	0	1	3	1	1	16	14.0	
LSU	01/21/17	*	31	4-9	.444	3-7	.429	4-4	1.000	3	4	7	3.2	3	1	2	0	1	15	14.1	
at Vanderbilt	01/24/17	*	32	2-8	.250	1-4	.250	7-7	1.000	1	3	4	3.2	2	1	3	0	0	12	14.0	
Totals			18	514	80-177	.452	37-97	.381	82-92	.891	14	50	64	3.2	40	49	41	2	25	279	14.0

Games played: 20  
Minutes/game: 25.7  
Points/game: 14.0  
FG Pct: 45.2  
3FG Pct: 38.1  
FT Pct: 89.1

Rebounds/game: 3.2  
Assists/game: 2.5  
Turnovers/game: 2.1  
Assist/turnover ratio: 1.2  
Steals/game: 1.3  
Blocks/game: 0.1

## » SEASON/CAREER HIGHS »

### POINTS

Season: 23 vs. Texas (12/17/16)  
Career: 23 vs. Texas (12/17/16)

### FIELD GOALS

Season: 7 vs. No. 25 Florida (12/29/16)  
Career: 7 vs. No. 25 Florida (12/29/16)

### FIELD GOALS ATTEMPTED

Season: 12 (3x) last at No. 6 Kentucky (1/7/17)  
Career: 12 (3x) last at No. 6 Kentucky (1/7/17)

### 3-POINT FIELD GOALS

Season: 4 (2x) vs. Missouri (1/14/17)  
Career: 4 (2x) vs. Missouri (1/14/17)

### 3-POINT FG ATTEMPTS

Season: 8 vs. Missouri (1/14/17)  
Career: 8 vs. Missouri (1/14/17)

### FREE THROWS MADE

Season: 14 vs. Texas (12/17/16)  
Career: 14 vs. Texas (12/17/16)

### FREE THROWS ATTEMPTS

Season: 14 vs. Texas (12/17/16)  
Career: 14 vs. Texas (12/17/16)

### REBOUNDS

Season: 7 (2x) last vs. LSU (1/21/17)  
Career: 7 (2x) last vs. LSU (1/21/17)

### ASSISTS

Season: 6 vs. Missouri (1/14/17)  
Career: 6 vs. Missouri (1/14/17)

### STEALS

Season: 4 vs. Fort Wayne (11/11/16)  
Career: 4 vs. Fort Wayne (11/11/16)

### BLOCKS

Season: 1 (2x) last at Texas A&M (1/17/17)  
Career: 1 (2x) last at Texas A&M (1/17/17)

### MINUTES

Season: 33 (2x) last vs. No. 25 Florida (12/29/16)  
Career: 33 (2x) last vs. No. 25 Florida (12/29/16)

## » CAREER STATISTICS AT ARKANSAS »

			Total		3-Point		F-Throws		Rebounds											Scoring	
Season	gp-gs	min/avg	fg-fga	pct	fg-fga	pct	ft-fa	pct	off	def	tot	avg	pf	fo	ast	to	blk	stl	pts	avg	
2016-17	20-18	514/25.7	80-177	.452	37-97	.381	82-92	.891	14	50	64	3.2	40	0	49	41	2	25	279	14.0	
TOTAL	20-18	514/25.7	80-177	.452	37-97	.381	82-92	.891	14	50	64	3.2	40	0	49	41	2	25	279	14.0	

at forward... a six-eight junior... from St. Louis, Missouri... number five...

# ARLANDO COOK



## » @ballxbooks NEWS & NOTES »

- Had a season-high seven rebounds at Texas A&M in Arkansas' comeback win over the Aggies.
- Has a rebound in 16 straight games and has scored in 17 of 20 games this season.
- Had a career-high three blocks and six rebounds against Sam Houston State in 15 minutes of action.
- Went 4-for-4 from the charity stripe in the final two minutes against Texas.
- Played a season-high 21 minutes off the bench against No. 25 Florida.
- Three of his four baskets against Southern Illinois were lay-ups in transition.
- Junior college transfer from Connors State College
- Ranked as the No. 6 junior college transfer in the 2016 class.
- Averaged 16.0 points and 10.1 rebounds per game last season as a sophomore at Connors State College.

## » GAME-BY-GAME STATS »

Opponent	Date	gs	min	Total		3-Pointers		Free throws		Rebounds								pts	avg	
				fg-fga	pct	3fg-fga	pct	ft-fa	pct	off	def	tot	avg	pf	a	t/o	blk	stl		
FORT WAYNE	11/11/16	5	0-0	.000	0-0	.000	0-0	.000	0-0	0	0	0	0.0	3	0	2	0	0	0	0.0
SOUTHERN ILLINOIS	11/14/16	13	4-8	.500	0-0	.000	1-1	1.000	0	2	2	1.0	0	0	1	1	1	1	9	4.5
UT ARLINGTON	11/18/16	13	0-2	.000	0-0	.000	1-2	.500	1	0	1	1.0	0	0	1	1	1	1	1	3.3
at Minnesota	11/22/16	14	2-3	.667	0-0	.000	0-0	.000	0	0	0	0.8	4	0	3	1	1	1	4	3.5
MOUNT ST. MARY'S	11/28/16	13	1-4	.250	0-0	.000	1-2	.500	0	2	2	1.0	1	1	0	0	0	0	3	3.4
STEPHEN F. AUSTIN	12/01/16	9	1-2	.500	0-0	.000	0-0	.000	1	0	1	1.0	0	0	0	0	0	0	2	3.2
AUSTIN PEAY	12/03/16	15	2-4	.500	0-0	.000	0-0	.000	3	0	3	1.3	1	2	0	0	0	1	4	3.3
HOUSTON	12/06/16	10	0-1	.000	0-0	.000	0-0	.000	1	0	1	1.3	0	0	0	0	0	0	0	2.9
NORTH FLORIDA	12/10/16	12	2-4	.500	0-0	.000	0-0	.000	3	1	4	1.6	2	0	1	0	2	4	3.0	
vs Texas	12/17/16	17	1-1	1.000	0-0	.000	4-4	1.000	0	2	2	1.6	4	1	0	1	1	1	6	3.3
NORTH DAKOTA STATE	12/20/16	13	1-3	.333	0-0	.000	2-2	1.000	1	2	3	1.7	0	1	0	0	0	0	4	3.4
vs Sam Houston State	12/22/16	15	2-3	.667	0-0	.000	0-0	.000	0	6	6	2.1	3	0	1	3	0	4	3.4	
FLORIDA	12/29/16	21	2-5	.400	0-0	.000	4-4	1.000	0	2	2	2.1	3	1	1	1	0	8	3.8	
at Tennessee	01/03/17	*	11	0-2	.000	0-0	.000	1-2	.500	1	2	3	2.1	3	0	1	0	0	1	3.6
at Kentucky	01/07/17	*	15	3-5	.600	0-0	.000	0-0	.000	0	1	1	2.1	0	0	0	0	1	6	3.7
MISSISSIPPI STATE	01/10/17	*	11	1-3	.333	0-0	.000	1-2	.500	1	2	3	2.1	2	1	1	0	0	3	3.7
MISSOURI	01/14/17	7	0-0	.000	0-0	.000	0-0	.000	0	1	1	2.1	0	0	0	0	0	0	0	3.5
at Texas A&M	01/17/17	21	3-4	.750	0-0	.000	0-1	.000	2	5	7	2.3	4	2	0	1	2	6	3.6	
LSU	01/21/17	*	19	2-3	.667	0-0	.000	4-7	.571	2	4	6	2.5	5	2	2	0	0	8	3.8
at Vanderbilt	01/24/17	*	12	1-5	.200	0-0	.000	0-0	.000	3	1	4	2.6	2	0	0	0	0	2	3.8
Totals		5	266	28-62	.452	0-0	.000	19-27	.704	19	33	52	2.6	37	11	14	9	10	75	3.8

Games played: 20  
Minutes/game: 13.3  
Points/game: 3.8  
FG Pct: 45.2  
FT Pct: 70.4

Rebounds/game: 2.6  
Assists/game: 0.6  
Turnovers/game: 0.7  
Assist/turnover ratio: 0.8  
Steals/game: 0.5  
Blocks/game: 0.5

## » SEASON/CAREER HIGHS »

### POINTS

Season: 9 vs. Southern Illinois (11/14/16)

Career: 9 vs. Southern Illinois (11/14/16)

### FIELD GOALS

Season: 4 vs. Southern Illinois (11/14/16)

Career: 4 vs. Southern Illinois (11/14/16)

### FIELD GOALS ATTEMPTED

Season: 8 vs. Southern Illinois (11/14/16)

Career: 8 vs. Southern Illinois (11/14/16)

### 3-POINT FIELD GOALS

Season: --

Career: --

### 3-POINT FG ATTEMPTS

Season: --

Career: --

### FREE THROWS MADE

Season: 4 (3x) last vs. LSU (1/21/17)

Career: 4 (3x) last vs. LSU (1/21/17)

### FREE THROWS ATTEMPTS

Season: 7 vs. LSU (1/21/17)

Career: 7 vs. LSU (1/21/17)

### REBOUNDS

Season: 7 at Texas A&M (1/17/17)

Career: 7 at Texas A&M (1/17/17)

### ASSISTS

Season: 2 (3x) last vs. LSU (1/21/17)

Career: 2 (3x) last vs. LSU (1/21/17)

### STEALS

Season: 2 (2x) last at Texas A&M (1/17/17)

Career: 2 (2x) last at Texas A&M (1/17/17)

### BLOCKS

Season: 3 vs. Sam Houston State (12/22/16)

Career: 3 vs. Sam Houston State (12/22/16)

### MINUTES

Season: 21 (2x) last at Texas A&M (1/17/17)

Career: 21 (2x) last at Texas A&M (1/17/17)

## » CAREER STATISTICS AT ARKANSAS »

Season	gp-gs	min/avg	Total		3-Point		F-Throws		Rebounds				Scoring					
			fg-fga	pct	fg-fga	pct	ft-fa	pct	off	def	tot	avg	pf	fo	ast	to	blk	stl
2016-17	20-5	266/13.3	28-62	.452	0-0	.000	19-27	.704	19	33	52	2.6	37	1	11	14	9	10
TOTAL	20-5	266/13.3	28-62	.452	0-0	.000	19-27	.704	19	33	52	2.6	37	1	11	14	9	10

at forward... a **six-eight** freshman... from Fort Wayne, **Indiana**... number **twelve**...

# BRACHENHAZEN



## @Brachen\_ NEWS & NOTES »

- Pulled down a career-high five rebounds in only seven minutes against Sam Houston State.
- Tipped in his first points as a Razorback against Austin Peay off an offensive rebound.
- Saw his first action as a Razorback against Southern Illinois.
- Ranked the No. 7 player in the state of Indiana.
- No. 50 small forward in the 2016 class by 247Sports.
- Averaged 16.1 points, 9.3 rebounds, 2.6 assists, 1.4 steals and 1.8 blocks per game as a senior at Columbia City High School.

## » GAME-BY-GAME STATS »

Opponent	Date	gs	min	Total fg-fga	pct	3-Pointers 3fg-fga	pct	Free throws ft-fa	pct	Rebounds off def tot	avg	pf	a	t/o	blk	stl	pts	avg
FORT WAYNE	11/11/16	dnp		-	-	-	-	-	-	-	-	-	-	-	-	-	-	-
SOUTHERN ILLINOIS	11/14/16	8		0-0	.000	0-0	.000	0-0	.000	1	1	2	2.0	3	0	4	0	0
UT ARLINGTON	11/18/16	dnp		-	-	-	-	-	-	-	-	-	-	-	-	-	-	-
at Minnesota	11/22/16	3		0-0	.000	0-0	.000	0-0	.000	0	0	0	1.0	0	0	0	0	0.0
MOUNT ST. MARY'S	11/28/16	1		0-0	.000	0-0	.000	0-2	.000	0	0	0	0.7	0	0	0	0	0.0
STEPHEN F. AUSTIN	12/01/16	2		0-0	.000	0-0	.000	0-0	.000	0	1	1	0.8	0	0	0	0	0.0
AUSTIN PEAY	12/03/16	9		1-2	.500	0-0	.000	0-0	.000	1	0	1	0.8	1	0	0	0	2.0
HOUSTON	12/06/16	dnp		-	-	-	-	-	-	-	-	-	-	-	-	-	-	-
NORTH FLORIDA	12/10/16	1		0-0	.000	0-0	.000	0-0	.000	0	0	0	0.7	0	0	0	0	0.3
vs Texas	12/17/16	dnp		-	-	-	-	-	-	-	-	-	-	-	-	-	-	-
NORTH DAKOTA STATE	12/20/16	1		0-0	.000	0-0	.000	1-2	.500	0	0	0	0.6	0	0	0	0	0.4
vs Sam Houston State	12/22/16	7		0-2	.000	0-1	.000	0-0	.000	0	5	5	1.1	1	1	0	0	0.4
FLORIDA	12/29/16	dnp		-	-	-	-	-	-	-	-	-	-	-	-	-	-	-
at Tennessee	01/03/17	dnp		-	-	-	-	-	-	-	-	-	-	-	-	-	-	-
at Kentucky	01/07/17	1		0-0	.000	0-0	.000	0-0	.000	0	0	0	1.0	0	0	0	0	0.3
MISSISSIPPI STATE	01/10/17	dnp		-	-	-	-	-	-	-	-	-	-	-	-	-	-	-
MISSOURI	01/14/17	1		0-0	.000	0-0	.000	0-0	.000	0	1	1	1.0	0	0	0	0	0.3
at Texas A&M	01/17/17	dnp		-	-	-	-	-	-	-	-	-	-	-	-	-	-	-
LSU	01/21/17	dnp		-	-	-	-	-	-	-	-	-	-	-	-	-	-	-
at Vanderbilt	01/24/17	dnp		-	-	-	-	-	-	-	-	-	-	-	-	-	-	-
Totals		0	34	1-4	.250	0-1	.000	1-4	.250	2	8	10	1.0	5	1	4	0	3

Games played: 10  
Minutes/game: 3.4  
Points/game: 0.3  
FG Pct: 25.0  
3FG Pct: 0.0  
FT Pct: 25.0

Rebounds/game: 1.0  
Assists/game: 0.1  
Turnovers/game: 0.4  
Assist/turnover ratio: 0.3

## » SEASON/CAREER HIGHS »

### POINTS

Season: 2 vs. Austin Peay (12/3/16)  
Career: 2 vs. Austin Peay (12/3/16)

### FIELD GOALS

Season: 1 vs. Austin Peay (12/3/16)  
Career: 1 vs. Austin Peay (12/3/16)

### FIELD GOALS ATTEMPTED

Season: 2 (2x) last vs. Sam Houston State (12/22/16)  
Career: 2 (2x) last vs. Sam Houston State (12/22/16)

### 3-POINT FIELD GOALS

Season: --  
Career: --

### 3-POINT FG ATTEMPTS

Season: 1 vs. Sam Houston State (12/22/16)  
Career: 1 vs. Sam Houston State (12/22/16)

### FREE THROWS MADE

Season: 1 vs. North Dakota State (12/20/16)  
Career: 1 vs. North Dakota State (12/20/16)

### FREE THROWS ATTEMPTS

Season: 2 (2x) last vs. North Dakota State (12/20/16)  
Career: 2 (2x) last vs. North Dakota State (12/20/16)

### REBOUNDS

Season: 5 vs. Sam Houston State (12/22/16)  
Career: 5 vs. Sam Houston State (12/22/16)

### ASSISTS

Season: 1 vs. Sam Houston State (12/22/16)  
Career: 1 vs. Sam Houston State (12/22/16)

### STEALS

Season:  
Career:

### BLOCKS

Season:  
Career:

### MINUTES

Season: 9 vs. Austin Peay (12/3/16)  
Career: 9 vs. Austin Peay (12/3/16)

## » CAREER STATISTICS AT ARKANSAS »

Season	gp-gs	min/avg	Total fg-fga	pct	3-Point fg-fga	pct	F-Throws ft-fa	pct	Rebounds off def tot	avg	Scoring pf fo ast to blk stl	pts	avg
2016-17	10-0	34/3.4	1-4	.250	0-1	.000	1-4	.250	2	8	10	1.0	3
TOTAL	10-0	34/3.4	1-4	.250	0-1	.000	1-4	.250	2	8	10	1.0	3



at forward... a **six-eight** redshirt junior... from Texarkana, **Texas**... number **thirteen**...

# DUSTIN THOMAS



## » @YehThatsMe\_DT13 NEWS & NOTES »

- Has an assist in nine of the last 16 games.
- Has 5+ rebounds in eight games this season.
- Pulled down seven first half rebounds against Sam Houston State, including two on the offensive end.
- Tied a career-high with four assists against Austin Peay.
- Scored nine first-half points against Mount St. Mary's to lead the team at the break.
- Sat out the season due to NCAA four-year transfer rules.
- Averaged 4.0 points and 2.5 rebounds per game over two years at Colorado.
- Scored a career high 17 points and three steals against Southern California his sophomore year.

## » GAME-BY-GAME STATS »

Opponent	Date	gs	min	Total		3-Pointers		Free throws		Rebounds				pf	a	t/o	blk	stl	pts	avg
				fg-fga	pct	3fg-fga	pct	ft-fa	pct	off	def	tot	avg							
FORT WAYNE	11/11/16	*	18	4-6	.667	0-0	.000	2-3	.667	1	5	6	6.0	5	0	3	0	0	10	10.0
SOUTHERN ILLINOIS	11/14/16	*	18	1-3	.333	0-0	.000	0-0	.000	1	0	1	3.5	1	4	0	0	1	2	6.0
UT ARLINGTON	11/18/16	*	28	1-3	.333	0-0	.000	6-8	.750	2	4	6	4.3	4	2	1	1	2	8	6.7
at Minnesota	11/22/16	*	12	1-5	.200	0-0	.000	3-4	.750	1	1	2	3.8	4	0	1	0	0	5	6.3
MOUNT ST. MARY'S	11/28/16	*	23	6-7	.857	1-1	1.000	0-0	.000	1	4	5	4.0	3	1	0	0	1	13	7.6
STEPHEN F. AUSTIN	12/01/16	*	21	4-8	.500	0-0	.000	1-2	.500	2	0	2	3.7	2	1	2	0	0	9	7.8
AUSTIN PEAY	12/03/16	*	16	3-6	.500	0-1	.000	1-2	.500	0	3	3	3.6	2	4	1	0	0	7	7.7
HOUSTON	12/06/16	*	23	4-7	.571	0-0	.000	3-4	.750	2	3	5	3.8	4	3	1	1	0	11	8.1
NORTH FLORIDA	12/10/16	*	22	2-5	.400	0-0	.000	4-4	1.000	2	6	8	4.2	1	3	1	0	0	8	8.1
vs Texas	12/17/16	*	21	0-3	.000	0-0	.000	0-0	.000	2	1	3	4.1	4	0	0	1	0	0	7.3
NORTH DAKOTA STATE	12/20/16	*	13	2-6	.333	0-0	.000	2-2	1.000	2	0	2	3.9	4	0	0	0	0	6	7.2
vs Sam Houston State	12/22/16	*	17	1-3	.333	0-0	.000	4-6	.667	2	5	7	4.2	1	1	0	0	1	6	7.1
FLORIDA	12/29/16	*	12	1-4	.250	0-0	.000	0-0	.000	0	2	2	4.0	3	2	2	0	0	2	6.7
at Tennessee	01/03/17	26	2-4	.500	0-0	.000	.000	2-2	1.000	0	7	7	4.2	5	0	1	0	2	6	6.6
at Kentucky	01/07/17	7	0-2	.000	0-0	.000	.000	0-0	.000	1	1	2	4.1	4	1	0	0	0	0	6.2
MISSISSIPPI STATE	01/10/17	26	2-4	.500	0-0	.000	.000	4-8	.500	4	3	7	4.3	1	0	1	0	1	8	6.3
MISSOURI	01/14/17	*	18	1-3	.333	0-0	.000	1-2	.500	0	2	2	4.1	4	0	1	0	0	3	6.1
at Texas A&M	01/17/17	*	19	2-4	.500	0-0	.000	0-0	.000	0	2	2	4.0	3	2	1	0	0	4	6.0
LSU	01/21/17	6	1-2	.500	0-0	.000	.000	0-0	.000	2	2	4	4.0	4	0	1	0	0	2	5.8
at Vanderbilt	01/24/17	16	1-2	.500	0-0	.000	.000	0-0	.000	0	3	3	4.0	3	0	0	1	0	2	5.6
Totals		15	362	39-87	.448	1-2	.500	33-47	.702	25	54	79	4.0	62	24	17	4	8	112	5.6

Games played: 20  
Minutes/game: 18.1  
Points/game: 5.6  
FG Pct: 44.8  
3FG Pct: 50.0  
FT Pct: 70.2

Rebounds/game: 4.0  
Assists/game: 1.2  
Turnovers/game: 0.9  
Assist/turnover ratio: 1.4  
Steals/game: 0.4  
Blocks/game: 0.2

## » SEASON/CAREER HIGHS »

### POINTS

Season: 13 vs. Mount St. Mary's (11/28/16)  
Career: 17 vs. USC (01/04/15)^

### FIELD GOALS

Season: 6 vs. Mount St. Mary's (11/28/16)  
Career: 6 vs. Mount St. Mary's (11/28/16)

### FIELD GOALS ATTEMPTED

Season: 8 vs. Stephen F. Austin (12/1/16)  
Career: 8 (2x) last vs. Stephen F. Austin (12/1/16)

### 3-POINT FIELD GOALS

Season: 1 vs. Mount St. Mary's (11/28/16)  
Career: 3 vs. USC (Jan. 4, 2015)^

### 3-POINT FG ATTEMPTS

Season: 1 (2x) last vs. Austin Peay (12/3/16)  
Career: 3 (3x) last vs. USC (01/04/15)^

### FREE THROWS MADE

Season: 6 vs. UT Arlington (11/18/16)  
Career: 6 vs. UT Arlington (11/18/16)

### FREE THROWS ATTEMPTS

Season: 8 (2x) last vs. Mississippi State (1/10/17)  
Career: 8 (3x) last vs. Mississippi State (1/10/17)

### REBOUNDS

Season: 8 vs. North Florida (12/10/16)  
Career: 8 vs. North Florida (12/10/16)

### ASSISTS

Season: 4 (2x) last vs. Austin Peay (12/3/16)  
Career: 4 (2x) last vs. Southern Illinois (11/14/16)

### STEALS

Season: 2 (2x) last at Tennessee (1/3/17)  
Career: 3 vs. USC (01/04/15)^

### BLOCKS

Season: 1 (4x) last at Vanderbilt (1/24/17)  
Career: 2 (2x) last vs. California (02/12/15)^

### MINUTES

Season: 28 vs. UT Arlington (11/18/16)  
Career: 30 at UCLA (01/31/15)^

^ - at Colorado

## » CAREER STATISTICS AT ARKANSAS »

			Total		3-Point		F-Throws		Rebounds											Scoring	
Season	gp-gs	min/avg	fg-fga	pct	fg-fga	pct	ft-fa	pct	off	def	tot	avg	pf	fo	ast	to	blk	stl	pts	avg	
2016-17	20-15	362/18.1	39-87	.448	1-2	.500	33-47	.702	25	54	79	4.0	62	2	24	17	4	8	112	5.6	
TOTAL	20-15	362/18.1	39-87	.448	1-2	.500	33-47	.702	25	54	79	4.0	62	2	24	17	4	8	112	5.6	

at guard... a **six-three** senior... from Fayetteville, **Arkansas**... number **twenty-one**...

# MANNY WATKINS



## >> @ManualeWatkins NEWS & NOTES >>

- Was 0-of-8 from behind the arc in his first 92 games as a Razorback. He is 4-of-8 in the last four games after sinking all three attempts on the road at Texas A&M.
- Has 12 turnovers in 421 minutes of action. Averaging one turnover per 35.08 minutes of action.
- Leads the team with 26 steals.
- The 6-3 guard is third on the team in rebounding at 3.8 per game.
- After having six double-digit scoring efforts in his first 76 games, he opened the 2016-17 campaign with a 10-point effort against Fort Wayne.
- Son of Associate Head Coach Melvin Watkins.
- Averaged 5.1 points and 3.0 rebounds per game as a junior.

## >> GAME-BY-GAME STATS >>

Opponent	Date	gs	min	Total		3-Pointers		Free throws		Rebounds											
				fg-fga	pct	3fg-fga	pct	ft-fa	pct	off	def	tot	avg	pf	a	t/o	blk	stl	pts	avg	
FORT WAYNE	11/11/16		27	5-6	.833	0-0	.000	0-0	.000	0	3	3	3.0	2	2	0	0	0	10	10.0	
SOUTHERN ILLINOIS	11/14/16		21	2-5	.400	0-0	.000	0-0	.000	2	1	3	3.0	2	4	0	0	1	4	7.0	
UT ARLINGTON	11/18/16		20	3-5	.600	0-0	.000	1-1	1.000	1	2	3	3.0	0	1	0	0	1	7	7.0	
at Minnesota	11/22/16		22	2-6	.333	0-0	.000	0-0	.000	2	2	4	3.3	3	1	1	0	3	4	6.3	
MOUNT ST. MARY'S	11/28/16	*	22	4-6	.667	0-0	.000	0-0	.000	2	4	6	3.8	0	4	0	0	2	8	6.6	
STEPHEN F. AUSTIN	12/01/16	*	21	4-7	.571	0-0	.000	0-0	.000	1	6	7	4.3	2	1	1	0	2	8	6.8	
AUSTIN PEAY	12/03/16	*	16	1-2	.500	0-0	.000	2-2	1.000	0	1	1	3.9	0	3	0	0	1	4	6.4	
HOUSTON	12/06/16	*	27	2-6	.333	0-0	.000	2-2	1.000	1	6	7	4.3	1	4	0	0	1	6	6.4	
NORTH FLORIDA	12/10/16	*	22	2-6	.333	0-0	.000	3-4	.750	2	2	4	4.2	2	4	2	0	3	7	6.4	
vs Texas	12/17/16	*	20	3-4	.750	0-0	.000	0-0	.000	1	3	4	4.2	2	0	1	0	1	6	6.4	
NORTH DAKOTA STATE	12/20/16	*	25	1-2	.500	0-0	.000	2-2	1.000	0	6	6	4.4	1	2	1	0	3	4	6.2	
vs Sam Houston State	12/22/16	*	16	1-1	1.000	0-0	.000	0-1	.000	0	2	2	4.2	2	1	1	0	2	5.8		
FLORIDA	12/29/16	*	23	2-5	.400	0-0	.000	0-0	.000	3	3	6	4.3	2	2	0	0	0	4	5.7	
at Tennessee	01/03/17	*	21	4-6	.667	0-0	.000	0-2	.000	1	2	3	4.2	1	0	1	0	0	8	5.9	
at Kentucky	01/07/17	*	32	4-6	.667	0-0	.000	0-0	.000	1	6	7	4.4	3	1	0	0	0	8	6.0	
MISSISSIPPI STATE	01/10/17	*	18	1-2	.500	0-0	.000	0-0	.000	0	0	0	4.1	1	2	1	0	2	5.8		
MISSOURI	01/14/17		22	3-6	.500	1-4	.250	1-2	.500	1	1	2	4.0	3	1	0	0	0	8	5.9	
at Texas A&M	01/17/17		23	3-5	.600	3-3	1.000	0-0	.000	1	5	6	4.1	2	2	2	0	3	9	6.1	
LSU	01/21/17		2	0-0	.000	0-0	.000	0-0	.000	0	0	0	3.9	0	1	0	0	0	0	5.7	
at Vanderbilt	01/24/17		21	1-3	.333	0-1	.000	0-0	.000	1	1	2	3.8	4	1	1	0	1	2	5.6	
Totals		12	421	48-89	.539	4-8	.500	11-16	.688	20	56	76	3.8	33	37	12	0	26	111	5.6	

Games played: 20  
Minutes/game: 21.1  
Points/game: 5.6  
FG Pct: 53.9  
3FG Pct: 50.0  
FT Pct: 68.8

Rebounds/game: 3.8  
Assists/game: 1.9  
Turnovers/game: 0.6  
Assist/turnover ratio: 3.1  
Steals/game: 1.3

## >> SEASON/CAREER HIGHS >>

### POINTS

Season: 10 vs. Fort Wayne (11/11/16)  
Career: 14 (2x) last at Wake Forest (12/04/15)

### FIELD GOALS

Season: 5 vs. Fort Wayne (11/11/16)  
Career: 6 at Wake Forest (12/04/15)

### FIELD GOALS ATTEMPTED

Season: 7 vs. Stephen F. Austin (12/1/16)  
Career: 10 at Texas A&M (01/02/16)

### 3-POINT FIELD GOALS

Season: 3 at Texas A&M (1/17/17)  
Career: 3 at Texas A&M (1/17/17)

### 3-POINT FG ATTEMPTS

Season: 4 vs. Missouri (1/14/17)  
Career: 4 vs. Missouri (1/14/17)

### FREE THROWS MADE

Season: 3 vs. North Florida (12/10/16)  
Career: 4 vs. Charleston Southern (11/20/15)

### FREE THROWS ATTEMPTS

Season: 4 vs. North Florida (12/10/16)  
Career: 4 (7x) last vs. North Florida (12/10/16)

### REBOUNDS

Season: 7 (3x) last at No. 6 Kentucky (1/7/17)  
Career: 9 vs. Northwestern State (12/01/15)

### ASSISTS

Season: 4 (4x) last vs. North Florida (12/10/16)  
Career: 5 (2x) last vs. Northwestern State (12/01/15)

### STEALS

Season: 3 (4x) last at Texas A&M (1/17/17)  
Career: 5 vs. Wake Forest (11/19/14)

### BLOCKS

Season: --  
Career: 1 (3x) last vs. Auburn (02/17/16)

### MINUTES

Season: 32 at No. 6 Kentucky (1/7/17)  
Career: 36 at Dayton (12/30/15)

## >> CAREER STATISTICS AT ARKANSAS >>

Season	gp-gs	min/avg	Total fg-fga	pct	3-Point fg-fga	pct	F-Throws ft-fa	pct	Rebounds off def tot	avg	pf	fo	ast	to	blk	stl	Scoring pts	avg
2013-14	8-0	27/3.4	2-3	.667	0-0	.000	1-2	.500	1	3	4	0.5	2	0	1	2	5	0.6
2014-15	36-0	502/13.9	38-68	.559	0-7	.000	17-24	.708	17	56	73	2.0	54	0	39	28	93	2.6
2015-16	32-9	629/19.7	69-145	.476	0-1	.000	25-46	.543	29	67	96	3.0	55	1	66	24	163	5.1
2016-17	20-12	421/21.1	48-89	.539	4-8	.500	11-16	.688	20	56	76	3.8	33	0	37	12	111	5.6
TOTAL	96-21	1579/16.4	157-305	.515	4-16	.250	54-88	.614	67	182	249	2.6	144	1	143	66	372	3.9

at guard... a six-five freshman... from Birmingham, Alabama... number twenty-three...

# C.J. JONES



## @CJ\_Jones2 NEWS & NOTES »

- Hit a career-high three 3-pointers against Austin Peay, tying a career-high with 11 points. Also swatted three shots in the 99-62 victory.
- Saw his first action in the Southern Illinois game, scoring 11 points on 2-of-4 shooting from behind the arc, 3-of-5 from the field.
- His first two baskets as a Razorback were a wide open 3-pointer 33 seconds after subbing in, followed by an alley-oop dunk from Anton Beard shortly after.
- Sat out the season opener due to an injury (sprained knee).
- Ranked as the No. 6 player in the state of Alabama.
- Led his high school team in scoring his final two seasons.
- Averaged 28 points, 6 rebounds, 4 assists and 3 steals per game as a senior.

## » GAME-BY-GAME STATS »

Opponent	Date	gs	min	Total		3-Pointers		Free throws		Rebounds				pf	a	t/o	blk	stl	pts	avg
				fg-fga	pct	3fg-fga	pct	ft-fa	pct	off	def	tot	avg							
FORT WAYNE	11/11/16	dnp		-	-	-	-	-	-	-	-	-	-	-	-	-	-	-	-	
SOUTHERN ILLINOIS	11/14/16	17		3-5	.600	2-4	.500	3-3	1.000	0	2	2	2.0	2	0	0	0	0	11	11.0
UT ARLINGTON	11/18/16	dnp		-	-	-	-	-	-	-	-	-	-	-	-	-	-	-	-	
at Minnesota	11/22/16	4		0-0	.000	0-0	.000	0-0	.000	0	0	0	1.0	1	0	1	0	0	0	5.5
MOUNT ST. MARY'S	11/28/16	14		1-4	.250	1-3	.333	2-2	1.000	0	1	1	1.0	1	1	1	0	0	5	5.3
STEPHEN F. AUSTIN	12/01/16	11		2-5	.400	2-2	1.000	0-0	.000	0	1	1	1.0	1	1	1	1	0	6	5.5
AUSTIN PEAY	12/03/16	15		4-6	.667	3-4	.750	0-0	.000	0	0	0	0.8	2	2	0	3	0	11	6.6
HOUSTON	12/06/16	7		1-2	.500	1-2	.500	0-0	.000	0	2	2	1.0	1	1	0	0	0	3	6.0
NORTH FLORIDA	12/10/16	5		0-1	.000	0-1	.000	0-0	.000	0	1	1	1.0	0	1	0	0	0	0	5.1
vs Texas	12/17/16	dnp		-	-	-	-	-	-	-	-	-	-	-	-	-	-	-	-	
NORTH DAKOTA STATE	12/20/16	11		0-0	.000	0-0	.000	0-0	.000	0	2	2	1.1	0	0	0	1	0	0	4.5
vs Sam Houston State	12/22/16	14		3-5	.600	1-2	.500	0-2	.000	0	1	1	1.1	1	0	0	0	0	7	4.8
FLORIDA	12/29/16	dnp		-	-	-	-	-	-	-	-	-	-	-	-	-	-	-	-	
at Tennessee	01/03/17	dnp		-	-	-	-	-	-	-	-	-	-	-	-	-	-	-	-	
at Kentucky	01/07/17	1		0-0	.000	0-0	.000	0-0	.000	0	0	0	1.0	0	0	0	0	0	0	4.3
MISSISSIPPI STATE	01/10/17	5		0-1	.000	0-1	.000	0-0	.000	0	0	0	0.9	0	0	0	0	0	0	3.9
MISSOURI	01/14/17	5		2-2	1.000	2-2	1.000	0-0	.000	0	1	1	0.9	1	0	0	0	1	6	4.1
at Texas A&M	01/17/17	dnp		-	-	-	-	-	-	-	-	-	-	-	-	-	-	-	-	
LSU	01/21/17	3		0-1	.000	0-1	.000	0-0	.000	0	0	0	0.8	1	0	0	0	0	0	3.8
at Vanderbilt	01/24/17	dnp		-	-	-	-	-	-	-	-	-	-	-	-	-	-	-	-	
Totals		0	112	16-32	.500	12-22	.545	5-7	.714	0	11	11	0.8	11	6	3	5	1	49	3.8

Games played: 13  
Minutes/game: 8.6  
Points/game: 3.8  
FG Pct: 50.0  
3FG Pct: 54.5  
FT Pct: 71.4

Rebounds/game: 0.8  
Assists/game: 0.5  
Turnovers/game: 0.2  
Assist/turnover ratio: 2.0  
Steals/game: 0.1  
Blocks/game: 0.4

## » SEASON/CAREER HIGHS »

### POINTS

Season: 11 (2x) last vs. Austin Peay (12/3/16)  
Career: 11 (2x) last vs. Austin Peay (12/3/16)

### FIELD GOALS

Season: 4 vs. Austin Peay (12/3/16)  
Career: 4 vs. Austin Peay (12/3/16)

### FIELD GOALS ATTEMPTED

Season: 6 vs. Austin Peay (12/3/16)  
Career: 6 vs. Austin Peay (12/3/16)

### 3-POINT FIELD GOALS

Season: 3 vs. Austin Peay (12/3/16)  
Career: 3 vs. Austin Peay (12/3/16)

### 3-POINT FG ATTEMPTS

Season: 4 (2x) last vs. Austin Peay (12/3/16)  
Career: 4 (2x) last vs. Austin Peay (12/3/16)

### FREE THROWS MADE

Season: 3 vs. Southern Illinois (11/14/16)  
Career: 3 vs. Southern Illinois (11/14/16)

### FREE THROWS ATTEMPTS

Season: 3 vs. Southern Illinois (11/14/16)  
Career: 3 vs. Southern Illinois (11/14/16)

### REBOUNDS

Season: 2 (3x) last vs. North Dakota State (12/20/16)  
Career: 2 (3x) last vs. North Dakota State (12/20/16)

### ASSISTS

Season: 2 vs. Austin Peay (12/3/16)  
Career: 2 vs. Austin Peay (12/3/16)

### STEALS

Season: 1 vs. Missouri (1/14/17)  
Career: 1 vs. Missouri (1/14/17)

### BLOCKS

Season: 3 vs. Austin Peay (12/3/16)  
Career: 3 vs. Austin Peay (12/3/16)

### MINUTES

Season: 17 vs. Southern Illinois (11/14/16)  
Career: 17 vs. Southern Illinois (11/14/16)

## » CAREER STATISTICS AT ARKANSAS »

			Total		3-Point		F-Throws		Rebounds											Scoring	
Season	gp-gs	min/avg	fg-fga	pct	fg-fga	pct	ft-fa	pct	off	def	tot	avg	pf	fo	ast	to	blk	stl	pts	avg	
2016-17	13-0	112/8.6	16-32	.500	12-22	.545	5-7	.714	0	11	11	0.8	11	0	6	3	5	1	49	3.8	
TOTAL	13-0	112/8.6	16-32	.500	12-22	.545	5-7	.714	0	11	11	0.8	11	0	6	3	5	1	49	3.8	

at guard... a **six-foot** junior... from North Little Rock, **Arkansas**... number **thirty one**...

# ANTON BEARD



## » @AntonBeard31 NEWS & NOTES »

- Tied a season-high with 16 points against LSU, shooting 5-of-7 from the field, 2-of-2 from behind the arc and sinking all four free throws.
- His line of 16 points, 7 assists and 0 turnovers against LSU was first the first by a Razorback in six seasons.
- Scored in double-figures in eight of the last 10 games.
- Recorded 16 points against Sam Houston State in his hometown of North Little Rock on Dec. 22.
- The six-foot junior has brought down multiple rebounds in 12 of the last 17 games and 3+ rebounds in eight games.
- Has an offensive board in 12 games this season and is third on the team with 21 this season.
- Scored 12 points in the second half against UT Arlington.
- Scored a career high 18 points at Georgia (1/23/16) last season on 5-of-9 shooting from the field.

## » GAME-BY-GAME STATS »

Opponent	Date	gs	min	Total		3-Pointers		Free throws		Rebounds											
				fg	pct	3fg	pct	ft	pct	off	def	tot	avg	pf	a	t/o	blk	stl	pts	avg	
FORT WAYNE	11/11/16		16	4-6	.667	2-3	.667	2-3	.667	0	1	1	1.0	4	3	0	0	2	12	12.0	
SOUTHERN ILLINOIS	11/14/16		17	2-6	.333	1-4	.250	0-0	.000	1	0	1	1.0	1	6	1	0	1	5	8.5	
UT ARLINGTON	11/18/16		18	4-8	.500	2-3	.667	2-2	1.000	1	5	6	2.7	2	2	0	0	0	12	9.7	
at Minnesota	11/22/16		20	2-6	.333	0-1	.000	0-0	.000	5	0	5	3.3	1	2	1	0	0	4	8.3	
MOUNT ST. MARY'S	11/28/16	*	23	4-8	.500	2-3	.667	1-2	.500	3	1	4	3.4	0	3	1	0	0	11	8.8	
STEPHEN F. AUSTIN	12/01/16	*	23	2-5	.400	0-2	.000	5-6	.833	1	2	3	3.3	3	3	2	0	4	9	8.8	
AUSTIN PEAY	12/03/16		17	2-9	.222	1-4	.250	2-2	1.000	2	2	4	3.4	2	4	1	0	1	7	8.6	
HOUSTON	12/06/16		24	3-6	.500	0-2	.000	3-5	.600	1	1	2	3.3	2	1	1	0	2	9	8.6	
NORTH FLORIDA	12/10/16		20	3-8	.375	0-3	.000	0-0	.000	0	0	0	2.9	0	2	1	0	1	6	8.3	
vs Texas	12/17/16		23	2-9	.222	0-2	.000	2-2	1.000	2	3	5	3.1	3	2	2	0	0	6	8.1	
NORTH DAKOTA STATE	12/20/16		24	3-7	.429	3-6	.500	2-2	1.000	0	1	1	2.9	3	0	2	0	0	11	8.4	
vs Sam Houston State	12/22/16		18	4-6	.667	2-3	.667	6-8	.750	2	1	3	2.9	1	1	0	0	0	16	9.0	
FLORIDA	12/29/16		24	3-5	.600	1-2	.500	3-3	1.000	0	0	0	2.7	2	1	2	0	2	10	9.1	
at Tennessee	01/03/17		25	6-8	.750	0-0	.000	4-5	.800	1	2	3	2.7	2	2	1	0	1	16	9.6	
at Kentucky	01/07/17		22	1-7	.143	0-2	.000	2-5	.400	0	0	0	2.5	4	1	0	0	0	4	9.2	
MISSISSIPPI STATE	01/10/17		26	4-9	.444	2-4	.500	1-1	1.000	1	1	2	2.5	2	2	0	0	2	11	9.3	
MISSOURI	01/14/17	*	27	3-5	.600	1-2	.500	4-4	1.000	0	2	2	2.5	5	3	4	0	1	11	9.4	
at Texas A&M	01/17/17	*	21	1-3	.333	0-1	.000	0-0	.000	1	0	1	2.4	1	0	2	0	1	2	9.0	
LSU	01/21/17	*	34	5-7	.714	2-2	1.000	4-4	1.000	0	2	2	2.4	4	7	0	0	0	16	9.4	
at Vanderbilt	01/24/17	*	23	4-8	.500	2-4	.500	1-5	.200	1	2	3	2.4	2	0	1	0	2	11	9.5	
Totals			6	445	62-136	.456	21-53	.396	44-59	.746	22	26	48	2.4	44	45	22	0	20	189	9.5

Games played: 20  
Minutes/game: 22.3  
Points/game: 9.5  
FG Pct: 45.6  
3FG Pct: 39.6  
FT Pct: 74.6

Rebounds/game: 2.4  
Assists/game: 2.3  
Turnovers/game: 1.1  
Assist/turnover ratio: 2.0  
Steals/game: 1.0

## » SEASON/CAREER HIGHS »

### POINTS

Season: 16 (3x) last vs. LSU (1/21/17)  
Career: 18 at Georgia (1/23/16)

### FIELD GOALS

Season: 6 at Tennessee (1/3/17)  
Career: 6 at Tennessee (1/3/17)

### FIELD GOALS ATTEMPTED

Season: 9 (3x) last vs. Mississippi State (1/10/17)  
Career: 13 at Dayton (12/30/15)

### 3-POINT FIELD GOALS

Season: 3 vs. North Dakota State (12/20/16)  
Career: 4 at Ole Miss (Feb. 14, 2015)

### 3-POINT FG ATTEMPTS

Season: 6 vs. North Dakota State (12/20/16)  
Career: 7 at Dayton (12/30/15)

### FREE THROWS MADE

Season: 6 vs. Sam Houston State (12/22/16)  
Career: 7 at Georgia (1/23/16)

### FREE THROWS ATTEMPTS

Season: 8 vs. Sam Houston State (12/22/16)  
Career: 9 at Georgia (1/23/16)

### REBOUNDS

Season: 6 vs. UT Arlington (11/18/16)  
Career: 7 vs. Delaware State (11/21/15)

### ASSISTS

Season: 7 vs. LSU (1/21/17)  
Career: 7 vs. LSU (1/21/17)

### STEALS

Season: 4 vs. Stephen F. Austin (12/1/16)  
Career: 5 vs. Milwaukee (12/22/14)

### BLOCKS

Season: --  
Career: 1 at Missouri (1/12/16)

### MINUTES

Season: 34 vs. LSU (1/21/17)  
Career: 34 vs. LSU (1/21/17)

## » CAREER STATISTICS AT ARKANSAS »

			Total		3-Point		F-Throws		Rebounds											Scoring	
Season	gp-gs	min/avg	fg-fga	pct	fg-fga	pct	ft-fa	pct	off	def	tot	avg	pf	fo	ast	to	blk	stl	pts	avg	
2014-15	35-16	662/18.9	66-172	.384	31-88	.352	35-55	.636	31	36	67	1.9	84	4	53	32	0	35	198	5.7	
2015-16	23-1	481/20.9	57-164	.348	19-66	.288	27-42	.643	13	40	53	2.3	53	2	41	17	2	24	160	7.0	
2016-17	20-6	445/22.3	62-136	.456	21-53	.396	44-59	.746	22	26	48	2.4	44	1	45	22	0	20	189	9.5	
TOTAL	78-23	1588/20.4	185-472	.392	71-207	.343	106-156	.679	66	102	168	2.2	181	7	139	71	2	79	547	7.0	



at forward... a six-ten senior... from Abuja, Nigeria... number thirty-three...

# MOSES KINGSLEY



## @KingMoses\_ NEWS & NOTES »

- Recorded his 4th double-double of the season, 21st of his career, Tuesday in Arkansas' 15-point rally on the road at Vanderbilt.
- Became the 40th player in school history to hit the century mark in career scoring with a 24-point performance against LSU last Saturday.
- Is on pace to finish among the top 25 scorers in Razorback history.
- Is shooting 55.6 percent (5-9) from deep this season, making a 3-pointer in four of the last six games.
- Is T-19th in the country with three games of 5-plus blocks and T-10th with 10 games of 3+ blocks.
- The SEC's active leader in career blocked shots (214), Kingsley leads the SEC this season and ranks T-16th in the country with 2.55 blocks per game.
- Is currently second in the SEC in career double-doubles with 21.
- Has 13 games this season with multiple blocks, three with five or more swats.
- Has 3+ blocks in 11 games this season, including four of last nine.
- Is one of two players (Oliver Miller) in program history to reach 1,000 points, 600 rebounds and 200 blocks.
- Finished one rebound, one point and three blocks away from his first triple-double in the season opener.
- Preseason SEC Player of the Year (Media). Third in school history (Ronnie Brewer/Joe Johnson).
- Preseason first team All-SEC (Coaches).
- On watch lists for the Wooden Award, Naismith Trophy, Kareem Abdul-Jabbar Award and Lute Olson Award.

## » GAME-BY-GAME STATS »

Opponent	Date	gs	min	Total		3-Pointers		Free throws		Rebounds				pf	a	t/o	blk	stl	pts	avg
				fg-fga	pct	3fg-fga	pct	ft-fa	pct	off	def	tot	avg							
FORT WAYNE	11/11/16	*	28	4-9	.444	0-0	.000	1-2	.500	3	6	9	9.0	4	3	0	7	1	9 9.0	
SOUTHERN ILLINOIS	11/14/16	*	22	4-10	.400	0-1	.000	7-7	1.000	1	6	7	8.0	1	0	1	5	1	15 12.0	
UT ARLINGTON	11/18/16	*	30	2-5	.400	0-0	.000	1-2	.500	1	2	3	6.3	4	1	3	4	1	5 9.7	
at Minnesota	11/22/16	*	27	3-8	.375	0-0	.000	4-5	.800	2	8	10	7.3	5	0	2	3	1	10 9.8	
MOUNT ST. MARY'S	11/28/16	*	26	3-8	.375	0-0	.000	3-6	.500	5	8	13	8.4	3	4	3	1	0	9 9.6	
STEPHEN F. AUSTIN	12/01/16	*	29	4-5	.800	0-0	.000	4-5	.800	1	5	6	8.0	2	2	1	0	2	12 10.0	
AUSTIN PEAY	12/03/16	*	22	4-7	.571	1-1	1.000	4-4	1.000	3	4	7	7.9	3	5	4	3	0	13 10.4	
HOUSTON	12/06/16	*	27	6-9	.667	0-0	.000	2-3	.667	4	5	9	8.0	2	1	3	2	1	14 10.9	
NORTH FLORIDA	12/10/16	*	26	5-7	.714	0-0	.000	3-4	.750	2	8	10	8.2	4	1	3	1	0	13 11.1	
vs Texas	12/17/16	*	32	2-8	.250	0-0	.000	3-3	1.000	1	9	10	8.4	1	0	2	5	0	7 10.7	
NORTH DAKOTA STATE	12/20/16	*	27	4-10	.400	0-1	.000	3-3	1.000	1	7	8	8.4	3	0	2	1	0	11 10.7	
vs Sam Houston State	12/22/16	*	23	5-9	.556	0-0	.000	7-9	.778	3	4	7	8.3	1	2	1	3	0	17 11.3	
FLORIDA	12/29/16	*	32	5-15	.333	0-0	.000	3-6	.500	5	9	14	8.7	3	1	3	4	0	13 11.4	
at Tennessee	01/03/17	*	31	3-10	.300	0-0	.000	1-5	.200	0	10	10	8.8	1	3	1	3	2	7 11.1	
at Kentucky	01/07/17	*	33	4-8	.500	1-1	1.000	5-5	1.000	1	6	7	8.7	4	2	2	1	1	14 11.3	
MISSISSIPPI STATE	01/10/17	*	29	7-12	.583	1-2	.500	4-6	.667	1	3	4	8.4	5	0	2	0	2	19 11.8	
MISSOURI	01/14/17	*	28	4-9	.444	0-0	.000	2-3	.667	3	5	8	8.4	1	3	4	3	0	10 11.6	
at Texas A&M	01/17/17	*	28	4-10	.400	1-1	1.000	3-4	.750	3	1	4	8.1	3	0	3	2	0	12 11.7	
LSU	01/21/17	*	29	10-18	.556	1-1	1.000	3-7	.429	3	4	7	8.1	2	2	3	1	1	24 12.3	
at Vanderbilt	01/24/17	*	30	4-7	.571	0-1	.000	2-3	.667	1	10	11	8.2	3	1	3	2	1	10 12.2	
Totals			20	559	87-184	.473	5-9	.556	65-92	.707	44	120	164	8.2	55	31	46	51	14 244 12.2	

Games played: 20  
Minutes/game: 28.0  
Points/game: 12.2  
FG Pct: 47.3  
3FG Pct: 55.6  
FT Pct: 70.7

Rebounds/game: 8.2  
Assists/game: 1.6  
Turnovers/game: 2.3  
Assist/turnover ratio: 0.7  
Steals/game: 0.7  
Blocks/game: 2.6

## » SEASON/CAREER HIGHS »

### POINTS

Season: 24 vs. LSU (1/21/17)  
Career: 26 at Dayton (12/30/15)

### FIELD GOALS

Season: 10 vs. LSU (1/21/17)  
Career: 11 vs. North Florida (12/22/15)

### FIELD GOALS ATTEMPTED

Season: 18 vs. LSU (1/21/17)  
Career: 18 vs. LSU (1/21/17)

### 3-POINT FIELD GOALS

Season: 1 (5x) last vs. LSU (1/21/17)  
Career: 1 (6x) last vs. LSU (1/21/17)

### 3-POINT FG ATTEMPTS

Season: 2 vs. Mississippi State (1/10/17)  
Career: 2 vs. Mississippi State (1/10/17)

### FREE THROWS MADE

Season: 7 (2x) last vs. Sam Houston State (12/22/16)  
Career: 9 vs. LSU (2/23/16)

### FREE THROWS ATTEMPTS

Season: 9 vs. Sam Houston State (12/22/16)  
Career: 14 vs. Auburn (2/17/16)

### REBOUNDS

Season: 14 vs. No. 25 Florida (12/29/16)  
Career: 14 (3x) last vs. No. 25 Florida (12/29/16)

### ASSISTS

Season: 5 vs. Austin Peay (12/3/16)  
Career: 5 vs. Austin Peay (12/3/16)

### STEALS

Season: 2 (3x) last vs. Mississippi State (1/10/17)  
Career: 4 (2x) last vs. Auburn (2/17/16)

### BLOCKS

Season: 7 vs. Fort Wayne (11/11/16)  
Career: 8 vs. Tennessee Tech (12/12/15)

### MINUTES

Season: 33 at No. 6 Kentucky (1/7/17)  
Career: 40 at Dayton (12/30/15)

## » CAREER STATISTICS AT ARKANSAS »

Season	gp-gs	min/avg	Total		3-Point		F-Throws		Rebounds		Scoring						
			fg-fga	pct	fg-fga	pct	ft-fa	pct	off	def	tot	avg	pf	fo	ast	to	blk
2013-14	32-0	368/11.5	43-81	.531	1-2	.500	41-63	.651	39	63	102	3.2	41	0	7	14	49
2014-15	36-4	391/10.9	49-101	.485	0-0	.000	33-53	.623	45	45	90	2.5	56	0	11	23	38
2015-16	32-31	945/29.5	183-334	.548	0-0	.000	142-223	.637	103	196	299	9.3	94	4	39	65	76
2016-17	20-20	559/28.0	87-184	.473	5-9	.556	65-92	.707	44	120	164	8.2	55	2	31	46	51
TOTAL	120-55	2263/18.9	362-700	.517	6-11	.545	281-431	.652	231	424	655	5.5	246	6	88	148	214

# GAME 1

## Arkansas vs Fort Wayne

Nov. 11, 2016 at 7 p.m. at Fayetteville, Ark. (Bud Walton Arena)

Fort Wayne 83 • 0-1

#	Player	Total		3-Ptr		Rebounds			PF	TP	A	TO	Blk	Stl	Min
		FG-FGA	FG-FGA	FT-FTA	Off	Def	Tot								
02	Stewart,Deangelo	f	1-9	1-6	0-0	2	2	4	3	3	0	1	0	1	22
45	Calhoun,Brent	c	1-7	0-0	2-2	2	4	6	3	4	0	1	0	0	25
00	Evans,Mo	g	5-10	1-4	2-2	0	1	1	2	13	3	4	0	1	25
01	Scott,Bryson	g	2-10	2-7	7-14	2	4	6	4	13	3	5	0	1	27
55	Konchar,John	g	4-8	1-1	8-10	5	7	12	2	17	4	1	1	2	37
05	Charles Ruise Jr		0-4	0-3	0-1	1	0	1	1	0	0	0	0	0	12
13	Levitich,Jax		0-0	0-0	0-0	0	1	1	0	0	0	0	0	0	2
22	Taylor,Xzavier		5-8	0-0	2-5	3	0	3	4	12	0	0	0	0	15
32	Harrell,Kason		4-7	3-6	3-4	1	2	3	1	4	1	0	1	0	25
34	Talla,Racine		3-6	1-1	0-2	3	0	3	4	7	1	0	0	0	10
Team						2	3	5							
Totals			25-69	9-28	24-40	21	24	45	24	83	12	12	2	5	200

FG % 1st Half: 15-37 40.5% 2nd half: 10-32 31.3% Game: 25-69 36.2% Deadball Rebounds 8,3  
 3FG % 1st Half: 6-18 33.3% 2nd half: 3-10 30.0% Game: 9-28 32.1%  
 FT % 1st Half: 9-18 50.0% 2nd half: 15-22 68.2% Game: 24-40 60.0%

Arkansas 92 • 1-0

#	Player	Total		3-Ptr		Rebounds			PF	TP	A	TO	Blk	Stl	Min
		FG-FGA	FG-FGA	FT-FTA	Off	Def	Tot								
13	Thomas, Dustin	f	4-6	0-0	2-3	1	5	6	5	10	0	3	0	0	18
33	Kingsley, Moses	f	4-9	0-0	1-2	3	6	9	4	9	3	0	7	1	28
00	Barford, Jaylen	g	4-9	1-1	1-2	1	4	5	3	10	4	2	0	1	27
03	Hannahs, Dusty	g	7-17	1-6	8-10	1	0	1	1	23	2	1	0	1	30
04	Macon, Daryl	g	5-11	2-6	1-2	2	5	7	3	13	5	4	0	4	33
01	Thompson, Trey		2-2	0-0	1-2	0	4	4	3	5	1	0	2	0	13
02	Bailey, Adrio		0-0	0-0	0-0	0	1	1	1	0	0	1	0	0	3
05	Cook, Arlando		0-0	0-0	0-0	0	0	0	3	0	0	2	0	0	5
21	Watkins, Manuale		5-6	0-0	0-0	0	3	3	2	10	2	0	0	0	27
31	Beard, Anton		4-6	2-3	2-3	0	1	1	4	12	3	0	0	2	16
Team						2	0	2							
Totals			35-66	6-16	16-24	10	29	39	29	92	20	13	9	9	200

FG % 1st Half: 18-30 60.0% 2nd half: 17-36 47.2% Game: 35-66 53.0% Deadball Rebounds 2,2  
 3FG % 1st Half: 5-8 62.5% 2nd half: 1-8 12.5% Game: 6-16 37.5%  
 FT % 1st Half: 10-13 76.9% 2nd half: 6-11 54.5% Game: 16-24 66.7%

Officials: Mike Nance, Brian Shey, Rob Rorke  
 Technical fouls: Fort Wayne-None. Arkansas-None.  
 Attendance: 13787  
 Estimated Actual Attendance: 7,504  
 Fouled out: Arkansas #13, Thomas (1:35)

Score by periods	1st	2nd	Total
Fort Wayne	45	38	83
Arkansas	51	41	92

Last FG - FW 2nd-00:33, AR 2nd-01:00.  
 Largest lead - FW by 6 1st-08:06, AR by 15 2nd-02:42.  
 FW led for 07:16. AR led for 31:22. Game was tied for 00:52.

Score tied - 4 times.  
 Lead changed - 4 times.

# GAME 3

## Arkansas vs UT Arlington

Nov. 18, 2016 at 7 p.m. at Fayetteville, Ark. (Bud Walton Arena)

UT Arlington 67 • 1-3

#	Player	Total		3-Ptr		Rebounds			PF	TP	A	TO	Blk	Stl	Min
		FG-FGA	FG-FGA	FT-FTA	Off	Def	Tot								
34	Pope,Faith	f	1-5	0-1	3-4	2	3	5	3	5	0	0	1	2	13
45	Bilbao,Jorge	f	1-4	0-0	2-2	6	3	9	3	4	0	2	0	0	28
01	Neal,Erick	g	5-10	2-5	3-4	1	2	3	2	15	3	4	0	2	29
04	Charles,Drew	g	4-6	3-5	0-0	0	1	1	1	11	2	2	0	0	26
10	Jones,Jalen	g	3-10	3-6	1-2	2	1	3	4	10	2	1	0	0	26
02	Bryant,DJ		1-2	0-1	0-0	0	0	0	2	2	2	1	0	1	11
03	Hawkins,Nathan		1-2	0-1	0-0	0	1	1	3	2	0	1	1	0	14
05	Wilson,Kaelon		3-8	2-5	0-0	0	2	2	1	8	2	3	1	1	22
13	Kiris,Erkam		0-0	0-0	0-0	0	1	1	0	0	0	0	0	0	2
20	Harris,Julian		1-3	0-0	0-0	1	1	2	1	2	0	0	0	0	6
22	Kabadyundi,Link		0-1	0-0	0-0	0	0	0	1	0	0	0	0	0	5
25	Hervy,Kevin		3-8	2-5	0-0	0	3	3	4	8	1	3	0	0	18
Team						2	2	4							
Totals			23-59	12-29	9-12	14	20	34	25	67	12	18	3	6	200

FG % 1st Half: 15-31 48.4% 2nd half: 8-28 28.6% Game: 23-59 39.0% Deadball Rebounds 2,1  
 3FG % 1st Half: 8-15 53.3% 2nd half: 4-14 28.6% Game: 12-29 41.4%  
 FT % 1st Half: 5-6 83.3% 2nd half: 4-6 66.7% Game: 9-12 75.0%

Arkansas 71 • 3-0

#	Player	Total		3-Ptr		Rebounds			PF	TP	A	TO	Blk	Stl	Min
		FG-FGA	FG-FGA	FT-FTA	Off	Def	Tot								
13	Thomas, Dustin	f	1-3	0-0	6-8	2	4	6	4	8	2	1	1	2	28
33	Kingsley, Moses	c	2-5	0-0	1-2	1	2	3	4	5	1	3	4	1	30
00	Barford, Jaylen	g	6-12	1-2	4-6	3	3	6	1	17	2	6	0	3	31
03	Hannahs, Dusty	g	2-10	2-7	5-6	1	0	1	1	11	2	0	0	1	27
04	Macon, Daryl	g	2-6	0-3	3-4	0	2	2	4	7	0	1	0	2	26
01	Thompson, Trey		1-2	0-0	1-1	3	1	4	2	3	0	2	0	0	7
05	Cook, Arlando		0-2	0-0	1-2	1	0	1	0	1	0	1	1	1	13
21	Watkins, Manuale		3-5	0-0	1-1	1	2	3	0	7	1	0	0	1	20
31	Beard, Anton		4-8	2-3	2-2	1	5	6	2	12	2	0	0	0	18
Team						1	2	3							
Totals			21-53	5-15	24-32	14	21	35	18	71	10	14	6	11	200

FG % 1st Half: 9-29 31.0% 2nd half: 12-24 50.0% Game: 21-53 39.6% Deadball Rebounds 5,2  
 3FG % 1st Half: 2-9 22.2% 2nd half: 3-6 50.0% Game: 5-15 33.3%  
 FT % 1st Half: 12-15 80.0% 2nd half: 12-17 70.6% Game: 24-32 75.0%

Officials: Olandis Poole, Rusty Phillips, Garrick Shannon  
 Technical fouls: UT Arlington-None. Arkansas-None.  
 Attendance: 13587  
 Estimated Actual Attendance: 6623

Score by periods	1st	2nd	Total
UT Arlington	43	24	67
Arkansas	32	39	71

Last FG - UTA 2nd-00:41, AR 2nd-00:58.  
 Largest lead - UTA by 17 1st-12:37, AR by 7 2nd-10:36.  
 UTA led for 26:34. AR led for 11:37. Game was tied for 01:49.

Score tied - 3 times.  
 Lead changed - 1 time.

# GAME 2

## Arkansas vs Southern Illinois

Nov. 14, 2016 at 7 p.m. at Fayetteville, Ark. (Bud Walton Arena)

Southern Illinois 65 • 0-2

#	Player	Total		3-Ptr		Rebounds			PF	TP	A	TO	Blk	Stl	Min
		FG-FGA	FG-FGA	FT-FTA	Off	Def	Tot								
33	O'Brien,Sean	f	3-8	0-1	0-0	0	2	2	4	6	0	4	0	0	21
40	Boi,Thik	f	3-9	0-0	3-4	4	8	12	1	9	1	2	1	1	28
01	Rodriguez,Mike	g	0-7	0-2	4-6	1	1	2	1	4	4	1	0	1	25
05	Vincent,Leo	g	3-8	2-5	2-2	0	4	4	3	10	1	1	0	0	31
22	Fletcher,Armon	g	5-7	3-4	0-0	2	3	5	3	13	1	3	0	3	32
00	Wiley,Jonathan		1-4	0-1	0-0	0	2	2	1	2	0	3	0	0	9
10	Cook,Aaron		1-2	0-1	4-4	0	0	0	0	6	3	1	0	2	18
13	Lloyd,Sean		4-9	1-3	1-2	0	1	1	2	10	0	0	0	1	15
15	Weihert,Austin		1-2	0-1	1-2	0	0	0	1	3	0	2	0	0	11
24	Stradnieks,Rudy		1-4	0-0	0-0	3	0	3	0	2	0	0	0	1	10
Team						2	1	3							
Totals			22-60	6-18	15-20	12	22	34	16	65	10	17	1	9	200

FG % 1st Half: 8-33 24.2% 2nd half: 14-27 51.9% Game: 22-60 36.7% Deadball Rebounds 3  
 3FG % 1st Half: 3-10 30.0% 2nd half: 3-8 37.5% Game: 6-18 33.3%  
 FT % 1st Half: 6-8 75.0% 2nd half: 9-12 75.0% Game: 15-20 75.0%

Arkansas 90 • 2-0

#	Player	Total		3-Ptr		Rebounds			PF	TP	A	TO	Blk	Stl	Min
		FG-FGA	FG-FGA	FT-FTA	Off	Def	Tot								
13	Thomas, Dustin	f	1-3	0-0	0-0	1	0	1	1	2	4	0	0	0	18
33	Kingsley, Moses	f	4-10	0-1	7-7	1	6	7	1	15	0	1	5	1	22
00	Barford, Jaylen	g	4-7	1-2	0-2	0	2	2	2	9	2	2	0	0	22
03	Hannahs, Dusty	g	5-7	5-6	4-4	1	4	5	2	19	1	1	0	0	20
04	Macon, Daryl	g	4-6	4-6	0-0	0	2	2	2	12	5	0	1	1	20
01	Thompson, Trey		1-3	0-0	2-2	1	3	4	3	4	1	1	0	1	15
02	Bailey, Adrio		0-1	0-0	0-2	1	0	1	1	0	0	3	0	0	7

GAME

5

Arkansas vs Mount St. Mary's  
Nov. 28, 2016 at 7 p.m. at Fayetteville, Ark. (Bud Walton Arena)

Mount St. Mary's 76 • 1-7

#	Player	Total		3-Ptr		Rebounds			PF	TP	A TO Blk Stl				Min
		FG-FGA	FG-FGA	FT-FTA	FT-FTA	Off	Def	Tot			A	TO	Blk	Stl	
05	Wray,Chris	f	3-5	0-0	1-4	1	3	4	1	7	1	0	0	1	30
01	Salah,Mawdo	c	4-5	0-0	0-0	2	3	5	4	8	1	0	1	0	22
00	Robinson,Junior	g	2-8	2-5	1-2	0	0	0	4	7	3	3	1	0	37
23	Alexander,Greg	g	5-11	2-8	0-0	2	2	4	1	12	0	1	0	1	28
55	Long,Elijah	g	6-17	2-4	10-10	0	7	7	3	24	7	5	0	0	36
04	Nwandu,Khalid		0-0	0-0	0-0	0	1	1	0	0	0	0	0	0	4
10	Wilson,Miles		1-1	1-1	0-0	0	1	1	4	3	1	1	0	0	15
11	Miller,Will		3-10	3-10	0-0	0	3	3	2	9	0	0	0	0	16
12	Glover,Charles		2-3	0-1	0-0	0	0	0	0	4	0	0	0	0	6
20	Gurdon,Sean		0-0	0-0	0-0	0	0	0	0	0	1	0	0	0	1
21	Miller,Randy		0-0	0-0	0-0	0	0	0	0	0	1	1	0	1	3
25	Thurstun,Bryce		0-0	0-0	0-0	0	1	1	0	0	0	0	0	0	1
54	Gomes,Ryan		1-1	0-0	0-0	0	0	0	1	2	0	0	0	0	1
Team						2	2	4							
Totals			27-61	10-29	12-16	7	23	30	21	76	15	11	2	3	200
FG % 1st Half: 15-30		50.0%	2nd half: 12-31		38.7%	Game: 27-61		44.3%	Deadball						
3FG % 1st Half: 4-11		36.4%	2nd half: 6-18		33.3%	Game: 10-29		34.5%	Rebounds						
FT % 1st Half: 3-3		100.0	2nd half: 9-13		69.2%	Game: 12-16		75.0%	3,1						

Arkansas 89 • 4-1

#	Player	Total		3-Ptr		Rebounds			PF	TP	A TO Blk Stl				Min
		FG-FGA	FG-FGA	FT-FTA	FT-FTA	Off	Def	Tot			A	TO	Blk	Stl	
13	Thomas, Dustin	f	6-7	1-1	0-0	1	4	5	3	13	1	0	0	1	23
33	Kingsley, Moses	f	3-8	0-0	3-6	5	8	13	3	9	4	3	1	0	26
03	Hannahs, Dusty	g	4-14	0-5	4-4	1	1	2	1	12	1	1	0	1	20
21	Watkins, Manuale	g	4-6	0-0	0-0	2	4	6	0	8	4	0	0	2	22
31	Beard, Anton	g	4-8	2-3	1-2	3	1	4	0	11	3	1	0	0	23
00	Barford, Jaylen		5-8	2-4	1-1	0	1	1	2	13	1	0	0	2	23
01	Thompson, Trey		0-1	0-0	0-0	1	4	5	3	0	1	0	0	1	13
02	Bailey, Adrio		0-0	0-0	0-0	0	0	0	0	0	1	0	0	1	4
04	Macon, Daryl		4-7	2-3	5-6	0	0	0	3	15	2	1	0	0	18
05	Cook, Arlando		1-4	0-0	1-2	0	2	2	1	3	1	0	0	0	13
12	Hazen, Brachen		0-0	0-0	0-2	0	0	0	0	0	0	0	0	0	1
23	Jones, CJ		1-4	1-3	2-2	0	1	1	1	5	1	1	0	0	14
Team						1	1	2							
Totals			32-67	8-19	17-25	14	27	41	17	89	20	7	1	8	200
FG % 1st Half: 19-37		51.4%	2nd half: 13-30		43.3%	Game: 32-67		47.8%	Deadball						
3FG % 1st Half: 5-9		55.6%	2nd half: 3-10		30.0%	Game: 8-19		42.1%	Rebounds						
FT % 1st Half: 2-4		50.0%	2nd half: 15-21		71.4%	Game: 17-25		68.0%	5,1						

Officials: Mike Nance, Keith Kimble, Todd Austin  
Technical fouls: Mount St. Mary's-None. Arkansas-None.  
Attendance: 13321  
Estimated Actual Attendance: 4,256

Score by periods	1st	2nd	Total		In	Off	2nd	Fast	
Mount St. Mary's	37	39	76	Points	Paint	T/O	Chance	Break	Bench
Arkansas	45	44	89	MOUNT	34	10	6	9	18
				AR	48	18	13	21	36

Last FG - MOUNT 2nd-00:18, AR 2nd-01:54.  
Largest lead - MOUNT by 4 1st-18:27, AR by 21 2nd-06:41.  
MOUNT led for 03:05, AR led for 35:10. Game was tied for 01:45.

Score tied - 1 time.  
Lead changed - 3 times.

GAME

7

Arkansas vs Austin Peay  
Dec. 3, 2016 at 7 p.m. at Fayetteville, Ark. (Bud Walton Arena)

Austin Peay 62 • 4-4

#	Player	Total		3-Ptr		Rebounds			PF	TP	A TO Blk Stl				Min
		FG-FGA	FG-FGA	FT-FTA	FT-FTA	Off	Def	Tot			A	TO	Blk	Stl	
03	Porter-Bunton,Chris	f	1-5	0-1	2-4	2	1	3	3	4	2	2	0	0	16
42	Jones,Kenny	f	4-10	0-0	0-1	4	1	5	2	8	1	1	0	1	26
02	Savage,Jared	g	2-7	2-5	0-0	2	2	4	2	6	0	0	1	0	38
04	Robinson,Josh	g	3-14	0-5	3-3	0	3	3	1	9	5	4	0	0	38
32	Murry,John	g	9-16	2-3	3-4	3	0	3	0	23	2	3	0	0	33
01	Diop,Assane		4-5	0-0	1-1	1	2	3	2	9	0	1	1	0	18
10	Ivory,Tre'		0-1	0-0	0-0	0	0	0	0	0	0	0	0	0	2
23	Harris,Steve		1-1	0-0	0-0	0	1	1	0	2	0	0	0	0	2
23	Dobbs,Jartavious		0-0	0-0	0-0	1	2	3	0	0	0	0	0	0	2
25	Clayton,Dre'Kalo		0-4	0-1	1-2	0	3	3	1	1	0	1	1	0	18
45	Glotta,Zach		0-2	0-2	0-0	1	0	1	0	0	0	1	0	0	7
Team						1	1	2							
Totals			24-65	4-17	10-15	15	16	31	11	62	10	13	3	1	200
FG % 1st Half: 12-30		40.0%	2nd half: 12-35		34.3%	Game: 24-65		36.9%	Deadball						
3FG % 1st Half: 2-8		25.0%	2nd half: 2-9		22.2%	Game: 4-17		23.5%	Rebounds						
FT % 1st Half: 5-8		62.5%	2nd half: 5-7		71.4%	Game: 10-15		66.7%	2,1						

Arkansas 99 • 6-1

#	Player	Total		3-Ptr		Rebounds			PF	TP	A TO Blk Stl				Min
		FG-FGA	FG-FGA	FT-FTA	FT-FTA	Off	Def	Tot			A	TO	Blk	Stl	
13	Thomas, Dustin	f	3-6	0-1	1-2	0	3	3	2	7	4	1	0	0	16
33	Kingsley, Moses	f	4-7	1-1	4-4	3	4	7	3	13	5	4	3	0	22
00	Barford, Jaylen	g	5-10	1-3	1-1	0	6	6	2	12	4	0	1	2	21
04	Macon, Daryl	g	4-7	0-3	0-0	0	4	4	2	8	1	1	0	1	15
21	Watkins, Manuale	g	1-2	0-0	2-2	0	1	1	0	4	3	0	0	1	16
01	Thompson, Trey		2-2	0-0	0-0	2	2	4	0	4	1	0	2	2	13
02	Bailey, Adrio		7-8	0-0	0-0	4	3	7	2	14	2	2	2	1	18
03	Hannahs, Dusty		5-12	3-5	0-0	0	1	1	2	13	0	0	0	0	21
05	Cook, Arlando		2-4	0-0	0-0	3	0	3	1	4	2	0	0	1	15
12	Hazen, Brachen		1-2	0-0	0-0	1	0	1	1	2	0	0	0	0	9
15	Holmes, Jonathan		0-2	0-2	0-0	0	1	1	0	0	0	0	0	0	2
23	Jones, CJ		4-6	3-4	0-0	0	0	0	2	11	2	0	3	0	15
31	Beard, Anton		2-9	1-4	2-2	2	2	4	2	7	4	1	0	0	17
Team						4	1	5							
Totals			40-77	9-23	10-11	19	28	47	19	99	28	9	11	9	200
FG % 1st Half: 17-41		41.5%	2nd half: 23-36		63.9%	Game: 40-77		51.9%	Deadball						
3FG % 1st Half: 3-12		25.0%	2nd half: 6-11		54.5%	Game: 9-23		39.1%	Rebounds						
FT % 1st Half: 4-5		80.0%	2nd half: 6-6		100.0	Game: 10-11		90.9%	2,1						

Officials: Anthony Jordan, John Hampton, Rob Rorke  
Technical fouls: Austin Peay-None. Arkansas-None.  
Attendance: 19483  
Estimated Actual Attendance: 10,059

Score by periods				1st	2nd	Total		In	Off	2nd	Fast	
							Points	Paint	T/O	Chance	Break	Bench
Austin Peay				31	31	62	APSU	40	8	10	7	12
Arkansas				41	58	99	AR	52	25	26	28	55

Last FG - APSU 2nd-00:35, AR 2nd-02:00.  
Largest lead - APSU by 2 1st-19:30, AR by 41 2nd-08:38.  
APSU led for 00:35, AR led for 36:58. Game was tied for 02:27.

Score tied - 4 times.  
Lead changed - 3 times.

GAME

6

Arkansas vs Stephen F. Austin  
Dec. 1, 2016 at 8 p.m. at Fayetteville, Ark. (Bud Walton Arena)

Stephen F. Austin 62 • 2-3

#	Player	Total		3-Ptr		Rebounds			PF	TP</
---	--------	-------	--	-------	--	----------	--	--	----	------

# GAME 9

## Arkansas vs North Florida Dec. 10, 2016 at 4:30 p.m. at Fayetteville, Ark. (Bud Walton Arena)

### North Florida 76 • 3-8

#	Player	Total		3-Ptr		Rebounds			PF	TP	A TO Blk Stl					Min
		FG-FGA	FG-FGA	FT-FTA	Off Def Tot	PF	TP	A TO Blk Stl								
02	Aminu, Wajid	f	3-4	2-2	0-4	2	1	3	2	8	2	1	0	1	32	
33	Banks, Romelo	c	2-6	0-0	0-2	1	4	5	4	4	0	2	0	0	31	
11	Sams, Garrett	g	2-8	1-5	5-5	2	1	3	2	10	2	2	0	0	23	
12	Bodager, Aaron	g	5-10	4-9	0-0	0	5	5	2	14	2	5	0	2	34	
14	Moore, Dallas	g	12-20	4-9	6-6	0	2	2	2	34	3	1	0	1	37	
01	Odum, Karlos		0-0	0-0	1-2	0	0	0	3	1	0	3	0	0	18	
05	Fisher, CJ		0-1	0-0	0-0	0	0	0	1	0	0	1	0	0	3	
10	Blount, Osborn		0-1	0-1	0-0	0	0	0	0	0	0	1	0	0	3	
23	Malonga, Nick		2-5	1-3	0-0	0	3	3	5	5	0	3	0	0	16	
50	Haid, Benedikt		0-1	0-1	0-0	0	1	1	0	0	0	0	0	0	3	
Team						2	3	5								
Totals			26-56	12-30	12-19	7	20	27	21	76	9	19	0	4	200	

FG % 1st Half: 15-33 45.5% 2nd half: 11-23 47.8% Game: 26-56 46.4% Deadball Rebounds 3.1  
3FG % 1st Half: 7-17 41.2% 2nd half: 5-13 38.5% Game: 12-30 40.0%  
FT % 1st Half: 7-9 77.8% 2nd half: 5-10 50.0% Game: 12-19 63.2%

### Arkansas 91 • 8-1

#	Player	Total		3-Ptr		Rebounds			PF	TP	A TO Blk Stl					Min
		FG-FGA	FG-FGA	FT-FTA	Off Def Tot	PF	TP	A TO Blk Stl								
13	Thomas, Dustin	f	2-5	0-0	4-4	2	6	8	1	8	3	1	0	0	22	
33	Kingsley, Moses	f	5-7	0-0	3-4	2	8	10	4	13	1	3	1	0	26	
00	Barford, Jaylen	g	6-16	1-5	1-4	2	2	4	1	14	3	1	2	3	25	
04	Macon, Daryl	g	3-6	2-5	5-5	0	4	4	2	13	4	3	0	3	23	
21	Watkins, Manuale	g	2-6	0-0	3-4	2	2	4	2	7	4	2	0	3	22	
01	Thompson, Trey		2-2	0-0	2-4	2	0	2	2	6	0	0	0	1	13	
02	Bailey, Adrio		1-1	0-0	1-2	1	0	1	1	3	0	0	0	0	6	
03	Hannahs, Dusty		5-10	2-6	5-5	0	1	1	0	17	3	2	1	0	25	
05	Cook, Arlando		2-4	0-0	0-0	3	1	4	2	4	0	1	0	2	12	
12	Hazen, Brachen		0-0	0-0	0-0	0	0	0	0	0	0	0	0	0	1	
23	Jones, CJ		0-1	0-1	0-0	0	1	1	0	0	1	0	0	0	5	
31	Beard, Anton		3-8	0-3	0-0	0	0	0	0	6	2	1	0	1	20	
Team						1	2	3								
Totals			31-66	5-20	24-32	15	27	42	15	91	21	14	4	13	200	

FG % 1st Half: 16-33 48.5% 2nd half: 15-33 45.5% Game: 31-66 47.0% Deadball Rebounds 7  
3FG % 1st Half: 1-8 12.5% 2nd half: 4-12 33.3% Game: 5-20 25.0%  
FT % 1st Half: 11-16 68.8% 2nd half: 13-16 81.3% Game: 24-32 75.0%

Officials: Mike Nance, Todd Austin, Nate Green  
Technical fouls: North Florida-None. Arkansas-None.  
Attendance: 13700  
Estimated Actual Attendance: 7650  
Fouled Out: North Florida, #23, Malonga (8:35 2H)

Score by periods		1st	2nd	Total	Points	In Paint	Off T/O	2nd Chance	Fast Break	Bench
North Florida		44	32	76						
Arkansas		44	47	91						

Last FG - UNF 2nd-03:30, AR 2nd-01:12.  
Largest lead - UNF by 3 2nd-13:44, AR by 16 2nd-01:12.  
UNF led for 06:15. AR led for 29:39. Game was tied for 04:06.

Score tied - 8 times.  
Lead changed - 22 times.

# GAME 11

## Arkansas vs North Dakota State Dec. 20, 2016 at 6 p.m. at Fayetteville, Ark. (Bud Walton Arena)

### North Dakota State 55 • 8-5

#	Player	Total		3-Ptr		Rebounds			PF	TP	A TO Blk Stl					Min
		FG-FGA	FG-FGA	FT-FTA	Off Def Tot	PF	TP	A TO Blk Stl								
21	A.J. Jacobson	f	2-7	1-5	1-2	0	4	4	3	6	1	2	0	0	28	
42	Dylan Miller	f	1-4	0-0	0-0	0	1	1	2	2	1	0	0	0	14	
02	Paul Miller	g	4-10	4-8	5-7	0	7	7	2	17	2	3	2	2	37	
03	Carlin Dupree	g	3-10	0-2	2-2	0	3	3	2	8	2	4	0	1	30	
13	Khy Kabellis	g	0-9	0-6	2-2	0	1	1	1	2	4	2	1	2	32	
11	Jared Samuelson		0-0	0-0	0-0	0	0	0	0	0	1	0	0	0	1	
12	Zach Rammelt		0-0	0-0	0-0	0	0	0	0	0	0	0	0	0	1	
23	Deng Geu		2-5	0-2	0-0	0	2	2	1	4	0	1	0	0	8	
24	Tyson Ward		4-6	2-4	0-2	0	1	1	2	10	0	0	0	1	22	
30	Spencer Eliason		0-0	0-0	0-0	0	0	0	0	0	0	0	0	0	1	
32	Evan Wesenberg		0-0	0-0	0-0	0	0	0	0	0	0	0	0	0	1	
40	Dexter Werner		2-3	0-0	2-6	5	7	12	3	6	1	2	0	1	25	
Team						3	0	3								
Totals			18-54	7-27	12-21	8	26	34	16	55	12	15	3	7	200	

FG % 1st Half: 8-30 26.7% 2nd half: 10-24 41.7% Game: 18-54 33.3% Deadball Rebounds 5  
3FG % 1st Half: 4-16 25.0% 2nd half: 3-11 27.3% Game: 7-27 25.9%  
FT % 1st Half: 1-4 25.0% 2nd half: 11-17 64.7% Game: 12-21 57.1%

### Arkansas 71 • 10-1

#	Player	Total		3-Ptr		Rebounds			PF	TP	A TO Blk Stl					Min
		FG-FGA	FG-FGA	FT-FTA	Off Def Tot	PF	TP	A TO Blk Stl								
13	Thomas, Dustin	f	2-6	0-0	2-2	2	0	2	4	6	0	0	0	0	13	
33	Kingsley, Moses	f	4-10	0-1	3-3	1	7	8	3	11	0	2	1	0	27	
00	Barford, Jaylen	g	2-7	0-2	0-0	1	2	3	2	4	2	3	0	0	22	
04	Macon, Daryl	g	5-12	3-5	2-2	4	2	6	0	15	5	4	0	1	24	
21	Watkins, Manuale	g	1-2	0-0	2-2	0	6	6	1	4	2	1	0	3	25	
01	Thompson, Trey		1-2	0-0	0-0	0	4	4	4	2	0	2	2	0	12	
02	Bailey, Adrio		1-2	0-0	0-1	0	1	1	0	2	0	0	0	1	9	
03	Hannahs, Dusty		4-10	3-7	0-0	0	2	2	1	11	3	2	0	1	19	
05	Cook, Arlando		1-3	0-0	2-2	1	2	3	0	4	1	0	0	0	13	
12	Hazen, Brachen		0-0	0-0	1-2	0	0	0	0	1	0	0	0	0	1	
23	Jones, CJ		0-0	0-0	0-0	0	2	2	0	0	0	0	1	0	11	
31	Beard, Anton		3-7	3-6	2-2	0	1	1	3	11	0	2	0	0	24	
Team						3	0	3								
Totals			24-61	9-21	14-16	12	29	41	18	71	13	16	4	6	200	

FG % 1st Half: 11-30 36.7% 2nd half: 13-31 41.9% Game: 24-61 39.3% Deadball Rebounds 1.3  
3FG % 1st Half: 3-8 37.5% 2nd half: 6-13 46.2% Game: 9-21 42.9%  
FT % 1st Half: 2-3 66.7% 2nd half: 12-13 92.3% Game: 14-16 87.5%

Officials: Anthony Jordan, Tim Gattis, Will Howard  
Technical fouls: North Dakota State-None. Arkansas-None.  
Attendance: 16006  
Estimated Actual Attendance: 8,621

Score by periods		1st	2nd	Total	Points	In Paint	Off T/O	2nd Chance	Fast Break	Bench
North Dakota State		21	34	55						
Arkansas		27	44	71						

Last FG - NDSU 2nd-00:32, AR 2nd-00:02.  
Largest lead - NDSU by 1 1st-16:53, AR by 20 2nd-04:11.  
NDSU led for 00:40. AR led for 38:22. Game was tied for 00:57.

Score tied - 3 times.  
Lead changed - 4 times.

# GAME 10

## Arkansas vs Texas Dec. 17, 2016 at 1:35 p.m. at Houston, Texas (Toyota Center)

### Arkansas 77 • 9-1

#	Player	Total		3-Ptr		Rebounds			PF	TP	A TO Blk Stl					Min
		FG-FGA	FG-FGA	FT-FTA	Off Def Tot	PF	TP	A TO Blk Stl								
00	Barford, Jaylen	*	4-10	0-3	3-3	0	3	3	4	11	3	2	1	1	26	
04	Macon, Daryl	*	4-12	1-5	14-14	1	3	4	1	23	3	1	0	1	29	
13	Thomas, Dustin	*	0-3	0-0	0-0	2	1	3	4	0	0	0	1	0	21	
21	Watkins, Manuale	*	3-4	0-0	0-0	1	3	4	2	6	0	1	0	1	20	
33	Kingsley, Moses	*	2-8	0-0	3-3	1	9	10	1	7	0	2	5	0	32	
01	Thompson, Trey		1-4	0-0	1-2	2	1	3	2	3	0	0	0	0	8	
03	Hannahs, Dusty		5-11	3-6	2-3	0	0	0	3	15	1	2	0	2	24	
05	Cook, Arlando		1-1	0-0	4-4	0	2	2	4	6	1	0	1	1	17	
31	Beard, Anton		2-9	0-2	2-2	2	3	5	3	6	2	2	0	0	23	
Team						4	3	7								
Totals			22-62	4-16	29-31	13	28	41	24	77	10	10	8	6	200	

FG % 1st Half: 9-34 26.5% 2nd half: 13-28 46.4% Game: 22-62 35.5% Deadball Rebounds 1  
3FG % 1st Half: 1-9 11.1% 2nd half: 3-7 42.9% Game: 4-16 25.0%  
FT % 1st Half: 1-19 91.7% 2nd half: 18-19 94.7% Game: 29-31 93.5%



# GAME 13

**Arkansas vs No. 25 Florida**  
Dec. 29, 2016 at 8:05 p.m. at Fayetteville, Ark. (Bud Walton Arena)

## Florida 81 • 10-3, 1-0 SEC

#	Player		Total		3-Ptr	Rebounds			PF	TP	A	TO	Blk	Stl	Min	
			FG-FGA	FG-FGA		FT-FTA	Off	Def								Tot
01	Robinson, Devin	f	6-11	0-5	5-7	1	6	7	3	17	0	1	3	1	31	
23	Leon, Justin	f	2-5	2-4	0-0	2	2	4	0	6	0	1	1	1	25	
13	Hayes, Kevarrus	c	4-5	0-0	2-5	4	2	6	4	10	0	1	1	1	22	
00	Hill, Kasey	g	4-12	0-0	2-5	0	2	2	1	10	6	4	0	1	33	
05	Allen, KeVaughn	g	7-16	5-9	2-2	0	2	2	1	21	0	0	0	1	34	
11	Chiozza, Chris		2-5	1-3	0-0	0	0	0	2	5	4	0	0	0	15	
15	Egbunu, John		2-6	0-0	1-2	5	6	11	5	5	1	1	1	1	16	
24	Barry, Canyon		1-4	0-3	0-0	0	1	1	1	2	2	0	0	0	12	
25	Stone, Keith		2-3	1-2	0-0	0	0	0	0	5	0	0	0	0	10	
32	Rimmer, Schuyler		0-0	0-0	0-0	0	0	0	0	0	0	0	0	0	2	
Team						4	0	4			1					
Totals				30-67	9-26	12-21	16	21	37	17	81	13	9	6	6	200

FG % 1st Half: 17-41 41.5% 2nd half: 13-26 50.0% Game: 30-67 44.8% Deadball Rebounds 3.3  
3FG % 1st Half: 5-15 33.3% 2nd half: 4-11 36.4% Game: 9-26 34.6%  
FT % 1st Half: 5-9 55.6% 2nd half: 7-12 58.3% Game: 12-21 57.1%

## Arkansas 72 • 11-2, 0-1 SEC

#	Player		Total		3-Ptr	Rebounds			PF	TP	A	TO	Blk	Stl	Min	
			FG-FGA	FG-FGA		FT-FTA	Off	Def								Tot
13	Thomas, Dustin	f	1-4	0-0	0-0	0	2	2	3	2	2	2	0	0	12	
33	Kingsley, Moses	f	5-15	0-0	3-6	5	9	14	3	13	1	3	4	0	32	
03	Hannahs, Dusty	g	4-9	2-6	1-1	0	2	2	1	11	0	2	1	1	27	
04	Macon, Daryl	g	7-10	3-5	5-6	0	4	4	2	22	1	1	0	1	33	
21	Watkins, Manuale	g	2-5	0-0	0-0	3	3	6	2	4	2	0	0	0	23	
00	Barford, Jaylen		1-8	0-2	0-0	2	1	3	2	2	2	1	0	0	17	
01	Thompson, Trey		0-0	0-0	0-0	0	1	1	1	0	2	0	0	0	8	
02	Bailey, Adrio		0-0	0-0	0-0	0	1	1	0	0	0	1	0	0	3	
05	Cook, Arlando		2-5	0-0	4-4	0	2	2	3	8	1	1	1	0	21	
31	Beard, Anton		3-5	1-2	3-3	0	0	0	2	10	1	2	0	2	24	
Team						1	1	2								
Totals				25-61	6-15	16-20	11	26	37	19	72	12	13	6	4	200

FG % 1st Half: 11-29 37.9% 2nd half: 14-32 43.8% Game: 25-61 41.0% Deadball Rebounds 5.1  
3FG % 1st Half: 3-7 42.9% 2nd half: 3-8 37.5% Game: 6-15 40.0%  
FT % 1st Half: 10-11 90.9% 2nd half: 6-9 66.7% Game: 16-20 80.0%

Officials: Antonio Petty, Chuck Jones, Roger Ayers  
Technical fouls: Florida-None. Arkansas-None.  
Attendance: 20355  
Estimated Actual Attendance: 16,035  
Fouled out: Florida #15, Egbunu (2:53)

Score by periods	1st	2nd	Total
Florida	44	37	81
Arkansas	35	37	72

Last FG - UF 2nd-01:10, AR 2nd-00:10.  
Largest lead - UF by 16 2nd-03:12, AR by 3 1st-14:09.  
UF led for 34:13. AR led for 02:32. Game was tied for 03:15.

Points	In Paint	Off T/O	2nd Chance	Fast Break	Bench
UF	34	16	18	10	17
AR	34	19	12	7	20

Score tied - 5 times.  
Lead changed - 5 times.

# GAME 15

**Arkansas at Kentucky**  
Jan. 7, 2017 at 7:30 p.m. at Lexington, Ky. (Rupp Arena)

## Arkansas 71 • 12-3, 1-2

#	Player		Total		3-Ptr	Rebounds			PF	TP	A	TO	Blk	Stl	Min
			FG-FGA	FG-FGA		FT-FTA	Off	Def							
05	Cook, Arlando	f	3-5	0-0	0-0	0	1	1	0	6	0	0	0	1	15
33	Kingsley, Moses	f	4-8	1-1	5-5	1	6	7	4	14	2	2	1	1	33
03	Hannahs, Dusty	g	2-12	0-5	2-2	0	1	1	4	6	2	0	0	0	22
04	Macon, Daryl	g	5-12	3-7	2-2	0	0	0	3	15	1	0	0	0	26
21	Watkins, Manuale	g	4-6	0-0	0-0	1	6	7	3	8	1	0	0	0	32
00	Barford, Jaylen		6-9		2-3	3	1	4	4	14	0	5	0	0	17
01	Thompson, Trey		0-2		4-4	1	3	4	4	2	0	2	0	0	20
02	Bailey, Adrio		0-0	0-0	0-0	0	0	0	1	0	1	0	0	1	4
12	Hazen, Brachen		0-0	0-0	0-0	0	0	0	0	0	0	0	0	0	1
13	Thomas, Dustin		0-2	0-0	0-0	1	1	2	4	0	1	0	0	0	7
23	Jones, CJ		0-0	0-0	0-0	0	0	0	0	0	0	0	0	0	1
31	Beard, Anton		1-7	0-2	2-5	0	0	0	4	4	1	0	0	0	22
	Team					2	1	3			1				
Totals			25-63	4-16	17-21	9	20	29	31	71	11	8	3	3	200

FG % 1st Half: 13-32 40.6% 2nd half: 12-31 38.7% Game: 25-63 39.7% Deadball Rebounds 2.1  
3FG % 1st Half: 2-7 28.6% 2nd half: 2-9 22.2% Game: 4-16 25.0%  
FT % 1st Half: 10-12 83.3% 2nd half: 7-9 77.8% Game: 17-21 81.0%

## Kentucky 97 • 13-2, 3-0

#	Player	Total		3-Ptr	Rebounds			PF	TP	A	TO	Blk	Stl	Min	
		FG-FA	FG-FGA		FT-FA	Off	Def								Tot
03	Adebayo, Edrice	f	3-5	0-0	5-10	4	3	7	2	11	1	1	1	1	33
32	Gabriel, Wenyen	f	1-2	0-1	1-2	1	3	4	3	3	0	2	2	0	12
00	Fox, De'Aaron	g	10-16	0-2	7-7	0	6	2	27	6	2	0	1	36	
05	Monk, Malik	g	4-10	0-5	4-6	1	0	1	4	12	3	1	0	1	27
13	Briscoe, Isaiah	g	4-11	0-1	7-9	3	5	8	2	15	1	2	0	0	36
01	Killelea-Jones, Sacha		0-0	0-0	2-2	0	2	2	0	2	1	0	0	0	2
10	David, Jonny		0-0	0-0	0-0	0	0	0	0	0	0	0	0	0	0+
11	Mulder, Mychal		2-3	2-3	0-0	0	1	2	6	0	0	0	0	0	9
14	Wynyard, Tai		0-0	0-0	0-0	0	0	0	0	0	0	0	0	0	2
15	Humphries, Isaac		1-1	0-0	2-4	2	2	4	0	4	0	0	0	0	7
20	Calipari, Brad		0-0	0-0	0-0	0	0	0	0	0	0	0	0	0	2
25	Hawkins, Dominique		1-4	0-2	0-0	0	2	2	2	2	1	1	0	0	15
30	Pulliam, Dillon		0-0	0-0	0-0	0	0	0	0	0	0	0	0	0	0+
35	Willis, Derek		6-8	3-5	0-0	2	3	5	3	15	0	0	2	0	19
	Team					2	2	4							
Totals			32-60	5-19	28-40	15	29	44	20	97	13	9	5	3	200

FG % 1st Half: 15-30 50.0% 2nd half: 17-30 56.7% Game: 32-60 53.3% Deadball Rebounds 4.2  
3FG % 1st Half: 3-10 30.0% 2nd half: 2-9 22.2% Game: 5-19 26.3%  
FT % 1st Half: 8-12 66.7% 2nd half: 20-28 71.4% Game: 28-40 70.0%

Officials: Doug Shows, Terry Wymer, Alfred Smith  
Technical fouls: Arkansas-Barford, Jaylen. Kentucky-Fox, De'Aaron.  
Attendance: 24322

Score by periods	1st	2nd	Total
Arkansas	38	33	71
Kentucky	41	56	97

Last FG - AR 2nd-01:24, UK 2nd-00:53.  
Largest lead - AR by 4 1st-08:04, UK by 26 2nd-00:21.  
AR led for 03:21. UK led for 36:20. Game was tied for 00:19.

Points	In Paint	Off T/O	2nd Chance	Fast Break	Bench
AR	32	11	13	4	22
UK	46	16	21	24	29

Score tied - 2 times.  
Lead changed - 6 times.

# GAME 14

**Arkansas at Tennessee**  
Jan. 3, 2017 at 5:30 p.m. at Knoxville, Tenn. (Thompson-Boling Arena)

## Arkansas 82 • 12-2, 1-1 SEC

#	Player		Total		3-Ptr	Rebounds					PF	TP	A	TO	Blk	Stl	Min
			FG-FTA	FG-FGA	FT-FTA	Off	Def	Tot									
33	Kingsley, Moses	f	3-10	0-0	1-5	0	10	10	1	7	3	1	3	2	31		
5	Cook, Arlando	f	0-2	0-0	1-2	1	2	3	3	1	0	1	0	0	11		
21	Watkins, Manuale	g	4-6	0-0	0-2	1	2	3	1	8	0	1	0	0	21		
3	Hannahs, Dusty	g	5-8	2-4	1-1	0	2	2	3	13	1	0	0	0	27		
4	Macon, Daryl	g	1-6	1-4	12-13	0	2	2	2	15	1	3	0	0	26		
0	Barford, Jaylen		5-8	2-2	2-2	1	3	4	4	14	2	0	0	0	24		
1	Thompson, Trey		1-2	0-1	0-0	0	1	1	3	2	2	1	2	0	9		
13	Thomas, Dustin		2-4	0-0	2-2	0	7	7	5	6	0	1	0	2	26		
31	Beard, Anton		6-8	0-0	4-5	1	2	3	2	16	2	1	0	1	25		
Team						1	0	1									
Totals			27-54	5-11	23-32	5	31	36	24	82	11	9	5	5	200		

FG % 1st Half: 13-28 46.4% 2nd half: 14-26 53.8% Game: 27-54 50.0% Deadball Rebounds 2  
3FG % 1st Half: 2-5 40.0% 2nd half: 3-6 50.0% Game: 5-11 45.5%  
FT % 1st Half: 9-13 69.2% 2nd half: 14-19 73.7% Game: 23-32 71.9%

## Tennessee 78 • 8-6, 1-1 SEC

#	Player	Total		3-Ptr	Rebounds			PF	TP	A	TO	Blk	Stl	Min	
		FG-FTA	FG-FGA		FT-FTA	Off	Def								Tot
1	Alexander, Kyle	f	0-1	0-0	2-2	0	2	2	3	2	0	0	1	0	9
2	Williams, Grant	f	3-5	0-0	0-14	6	5	11	4	15	0	1	2	1	28
1	Turner, Lamonte	g	2-6	1-5	0-2	0	0	0	3	5	2	2	0	0	18
23	Bowden, Jordan	g	0-0	0-0	0-0	0	2	2	0	0	1	1	0	0	5
3	Hubbs III, Robert	g	9-14	0-0	3-4	2	5	7	4	21	2	2	0	2	29
0	Bone, Jordan		3-10	0-2	0-0	0	1	1	3	6	3	1	0	0	20
12	Parker, Kwe		2-7	0-3	0-0	0	0	0	0	4	2	0	0	1	16
15	Mostella, Detrick		5-12	3-7	3-5	0	4	4	3	16	1	0	0	0	23
21	Evans, Lew		0-3	0-1	2-2	0	1	1	1	2	2	0	0	0	17
5	Phillips, Shembari		0-2	0-0	0-0	1	6	7	2	0	2	1	0	0	22
5	Schofield, Admiral		1-4	1-1	4-4	3	3	6	0	7	0	0	0	0	13
	Team					2	0	2							
Totals			25-64	5-19	23-33	14	29	43	23	78	15	8	3	4	200



# GAME 17

## Arkansas vs Missouri Jan. 14, 2017 at 5:01 p.m. at Fayetteville, Ark. (Bud Walton Arena)

### Missouri 73 • 5-11, 0-4 SEC

#	Player	Total		3-Ptr		Rebounds			PF	TP	A	TO	Blk	Stl	Min
		FG-FGA	FG-FGA	FT-FTA	Off Def Tot	PF	TP	A							
21	Barnett, Jordan	f	6-11	2-5	0-1	2	4	6	5	14	2	2	0	4	25
24	Puryear, Kevin	f	3-8	0-1	5-6	1	3	4	1	11	1	0	1	0	31
25	Woods, Russell	f	2-5	0-0	1-4	2	1	3	4	5	0	0	0	1	24
11	Walton, KJ	g	1-4	1-2	3-6	0	4	4	1	6	2	2	0	0	23
15	Geist, Jordan	g	3-6	0-3	7-11	0	3	3	3	13	0	2	0	0	30
01	Phillips, Terrence	g	3-10	3-8	4-4	0	2	2	3	13	4	2	0	2	31
03	Hughes, Frankie	g	2-7	2-6	0-0	0	2	2	0	6	1	4	0	0	17
14	Nikko, Reed	g	1-5	0-0	0-0	5	1	6	2	2	1	0	0	0	11
32	Wolf, Adam	g	0-0	0-0	0-0	0	0	0	0	0	0	0	0	0	0+
33	Vanleer, Cullen	g	1-1	1-1	0-0	1	0	1	1	3	1	1	0	0	8
Team						3	1	4							
Totals			22-57	9-26	20-32	14	21	35	20	73	12	14	1	7	200

FG % 1st Half: 10-34 29.4% 2nd half: 12-23 52.2% Game: 22-57 38.6%  
3FG % 1st Half: 5-15 33.3% 2nd half: 4-11 36.4% Game: 9-26 34.6%  
FT % 1st Half: 11-13 84.6% 2nd half: 9-19 47.4% Game: 20-32 62.5%

### Arkansas 92 • 13-4, 2-3 SEC

#	Player	Total		3-Ptr		Rebounds			PF	TP	A	TO	Blk	Stl	Min
		FG-FGA	FG-FGA	FT-FTA	Off Def Tot	PF	TP	A							
13	Thomas, Dustin	f	1-3	0-0	1-2	0	2	2	4	3	0	1	0	0	18
33	Kingsley, Moses	f	4-9	0-0	2-3	3	5	8	1	10	3	4	3	0	28
00	Barford, Jaylen	g	6-8	0-2	1-1	0	6	6	4	13	2	0	0	1	20
04	Macon, Daryl	g	6-11	4-8	1-2	1	3	4	3	17	6	2	0	2	27
31	Beard, Anton	g	3-5	1-2	4-4	0	2	2	5	11	3	4	0	1	27
01	Thompson, Trey	g	3-3	0-0	2-2	2	2	4	3	8	0	1	2	0	16
02	Bailey, Adrio	g	0-1	0-0	0-0	1	1	0	0	0	0	0	0	0	4
03	Hannahs, Dusty	g	5-11	2-5	4-4	1	2	3	1	16	3	2	0	0	25
05	Cook, Arlando	g	0-0	0-0	0-0	0	1	1	0	0	0	0	0	0	7
12	Hazen, Brachen	g	0-0	0-0	0-0	0	1	1	0	0	0	0	0	0	1
15	Holmes, Jonathan	g	0-0	0-0	0-0	0	0	0	0	0	0	0	0	0	0+
21	Watkins, Manuale	g	3-6	1-4	1-2	1	1	2	3	8	1	0	0	0	22
23	Jones, CJ	g	2-2	2-2	0-0	0	1	1	1	6	0	0	0	1	5
Team						0	1	1							
Totals			33-59	10-23	16-22	9	27	36	25	92	18	14	5	5	200

FG % 1st Half: 20-36 55.6% 2nd half: 13-23 56.5% Game: 33-59 55.9%  
3FG % 1st Half: 6-15 40.0% 2nd half: 4-8 50.0% Game: 10-23 43.5%  
FT % 1st Half: 4-6 66.7% 2nd half: 12-16 75.0% Game: 16-22 72.7%

Officials: Joe Lindsay, William Covington, Rob Rorkke  
Technical fouls: Missouri-Geist, Jordan. Arkansas-None.  
Attendance: 15,424  
Estimated Actual Attendance: 11,182  
Fouled Out: Missouri #21 J. Barnett at 4:29 2H  
Arkansas #31 A. Beard at 1:30 2H

Score by periods	1st	2nd	Total
Missouri	36	37	73
Arkansas	50	42	92

Last FG - MU-M 2nd-02:40, AR 2nd-00:35.  
Largest lead - MU-M None, AR by 22 2nd-17:00.  
MU-M led for 00:00. AR led for 37:32. Game was tied for 01:48.

	In Paint	Off T/O	2nd Chance	Fast Break	Bench
Points MU-M	22	14	9	6	24
AR	38	25	15	21	38

Score tied - 0 times.  
Lead changed - 0 times.

# GAME 19

## Arkansas vs LSU Jan. 21, 2017 at 7:30 p.m. at Fayetteville, Ark. (Bud Walton Arena)

### LSU 86 • 9-9, 1-6 SEC

#	Player	Total		3-Ptr		Rebounds			PF	TP	A	TO	Blk	Stl	Min
		FG-FGA	FG-FGA	FT-FTA	Off Def Tot	PF	TP	A							
01	REATH, DUOP	f	7-11	0-0	3-10	5	2	7	4	17	0	3	2	1	34
21	Epps, Aaron	f	2-8	0-1	0-2	4	1	5	3	4	0	0	0	0	19
02	BLAKENEY, ANTONIO	g	5-12	2-5	2-3	1	3	4	3	14	1	2	0	1	33
04	MAYS, SKYLAR	g	6-9	1-2	9-11	0	3	3	3	22	6	2	0	2	32
11	Patterson, Jalyn	g	2-7	1-5	0-0	0	5	5	1	5	4	1	1	0	26
00	SAMPSON, BRANDON	g	6-9	3-5	0-2	0	2	2	3	15	1	1	1	0	24
03	ROBINSON III, ELBERT	g	0-0	0-0	0-0	0	0	0	1	0	0	2	0	0	4
05	HAYWARD, KIERAN	g	0-2	0-2	0-0	0	0	0	0	3	0	0	0	0	6
10	Jenkins, Brandon	g	0-0	0-0	0-0	0	0	0	0	0	0	0	0	0	2
44	Sims, Wayde	g	4-4	0-0	1-2	0	1	1	3	9	2	1	0	0	20
Team						1	2	3							
Totals			32-62	7-20	15-30	11	19	30	24	86	14	12	4	4	200

FG % 1st Half: 12-32 37.5% 2nd half: 20-30 66.7% Game: 32-62 51.6%  
3FG % 1st Half: 2-12 16.7% 2nd half: 5-8 62.5% Game: 7-20 35.0%  
FT % 1st Half: 11-16 68.8% 2nd half: 4-14 28.6% Game: 15-30 50.0%

### Arkansas 99 • 15-4, 4-3 SEC

#	Player	Total		3-Ptr		Rebounds			PF	TP	A	TO	Blk	Stl	Min
		FG-FGA	FG-FGA	FT-FTA	Off Def Tot	PF	TP	A							
05	Cook, Arlando	f	2-3	0-0	4-7	2	4	6	5	8	2	2	0	0	19
33	Kingsley, Moses	f	10-18	1-1	3-7	3	4	7	2	24	2	3	1	1	29
00	Barford, Jaylen	g	5-12	0-2	4-7	0	4	4	1	14	3	1	0	0	35
04	Macon, Daryl	g	4-9	3-7	4-4	3	4	7	3	15	1	2	0	1	31
31	Beard, Anton	g	5-7	2-2	4-4	0	2	2	4	16	7	0	0	0	34
01	Thompson, Trey	g	3-3	0-0	0-0	1	4	5	3	6	3	0	0	1	16
02	Bailey, Adrio	g	0-0	0-0	0-0	1	3	4	2	0	1	0	0	0	8
03	Hannahs, Dusty	g	3-7	2-3	6-6	2	1	3	1	14	0	4	0	0	17
13	Thomas, Dustin	g	1-2	0-0	0-0	2	2	4	4	2	0	1	0	0	6
21	Watkins, Manuale	g	0-0	0-0	0-0	0	0	0	0	0	1	0	0	0	2
23	Jones, CJ	g	0-1	0-1	0-0	0	0	0	1	0	0	0	0	0	3
Team						1	1	2							
Totals			33-62	8-16	25-35	15	29	44	26	99	20	13	1	3	200

FG % 1st Half: 15-27 55.6% 2nd half: 18-35 51.4% Game: 33-62 53.2%  
3FG % 1st Half: 6-12 50.0% 2nd half: 2-4 50.0% Game: 8-16 50.0%  
FT % 1st Half: 11-11 100.0 2nd half: 14-24 58.3% Game: 25-35 71.4%

Officials: Anthony Jordan, Brian Shey, Garrick Shannon  
Technical fouls: LSU-None. Arkansas-None.  
Attendance: 16,333  
Estimated Actual Attendance: 16,099  
Fouled out: Arkansas #5, Cook (2:30 2H)

Score by periods	1st	2nd	Total
LSU	37	49	86
Arkansas	47	52	99

Last FG - LSU 2nd-03:34, AR 2nd-00:34.  
Largest lead - LSU None, AR by 17 2nd-05:35.  
LSU led for 00:00. AR led for 38:59. Game was tied for 01:01.

	In Paint	Off T/O	2nd Chance	Fast Break	Bench
Points LSU	38	19	10	10	24
AR	38	11	14	10	22

Score tied - 0 times.  
Lead changed - 0 times.

# GAME 18

## Arkansas at Texas A&M Jan. 17, 2017 at 6 p.m. at College Station, Texas (Reed Arena)

### Arkansas 62 • 14-4; 3-3 SEC

#	Player	Total		3-Ptr		Rebounds			PF	TP	A	TO	Blk	Stl	Min
		FG-FGA	FG-FGA	FT-FTA	Off Def Tot	PF	TP	A							
00	Barford, Jaylen	*	2-9	0-2	0	3	3	3	4	2	1	0	0	0	23
04	Macon, Daryl	*	3-10	1-5	9-12	0	4	4	0	16	1	3	1	1	26
13	Thomas, Dustin	*	2-4	0-0	0-0	0	2	2	3	4	2	1	0	0	19
31	Beard, Anton	*	1-3	0-1	0-0	1	0	1	1	2	0	2	0	1	21
33	Kingsley, Moses	*	4-10	1-1	3-4	3	1	4	3	12	0	3	2	0	28
01	Thompson, Trey	*	0-0	0-0	0-0	1	2	3	2	0	2	0	2	0	12
03	Hannahs, Dusty	*	3-7	2-4	1-2	0	1	1	1	9	1	1	0	1	27
05	Cook, Arlando	*	3-4	0-0	0-1	2	5	7	4	6	2	0	1	2	21
21	Watkins, Manuale	*	3-5	3-3	0-0	1	5	6	2	9	2	2	0	0	23
Team						3	2	5							
Totals			21-52	7-16	13-21	11	25	36	19	62	12	13	6	8	200

FG % 1st Half: 12-28 42.9% 2nd half: 9-24 37.5% Game: 21-52 40.4%  
3FG % 1st Half: 3-7 42.9% 2nd half: 4-9 44.4% Game: 7-16 43.8%  
FT % 1st Half: 3-4 75.0% 2nd half: 10-17 58.8% Game: 13-21 61.9%

### Texas A&M 60 • 9-8; 1-5 SEC

#	Player		Total			3-Ptr			Rebounds			PF	TP	A	TO	Blk	Stl	Min
			FG-FGA	FG-FGA	FT-FTA	Off	Def	Tot										
01	DJ Hogg	*	2-12	1-6	5-6	2	3	5	0	10	3	0	0	38				
03	Admon Gilder	*	5-9	4-6	2-2	0	0	0	3	16	3	3	0	39				
12	Chris Collins	*	0-2	0-2	0-0	0	2	2	5	0	3	1	0	2	18			
34	Tyler Davis	*	4-5	0-0	6-6	1	6	7	3	14	3	2	0	0	28			
44	Robert Williams	*	4-9	0-1	1-2	3	7	10	3	9	1	3	2	1	28			
05	JC Hampton		2-7	1-4	1-1	0	2	2	1	6	1	0	0	2	21			
10	Tonny Trocha-Morelos		2-5	0-1	1-2	1	3	4	3	5	0	3	2	1	22			
23	Caleb Miller		0-1	0-0	0-0	0	0	0	0	0	0	0	0	0	3			
42	Tavario Smith		0-0	0-0	0-0	0	0	0	1	0	0	0	0	0	3			
	Team					0	2	2										
Totals			19-50	6-20	16-19	7	25	32	19	60	14	12	4	8	200			

RECORD:	OVERALL	HOME	AWAY	NEUTRAL
ALL GAMES	16-4	11-2	3-2	2-0
CONFERENCE	5-3	2-2	3-1	0-0
NON-CONFERENCE	11-1	9-0	0-1	2-0

#	Player	gp-gs	min	avg	Total		3-Point		F-Throw		Rebounds				pf	dq	a	to	blk	stl	pts	avg
					fg-fga	fg%	3fg-fga	3fg%	ft-fa	ft%	off	def	tot	avg								
03	Hannahs, Dusty	20-10	475	23.8	90-210	.429	36-102	.353	66-74	.892	11	24	35	1.8	32	0	27	29	2	10	282	14.1
04	Macon, Daryl	20-18	514	25.7	80-177	.452	37-97	.381	82-92	.891	14	50	64	3.2	40	0	49	41	2	25	279	14.0
33	Kingsley, Moses	20-20	559	28.0	87-184	.473	5-9	.556	65-92	.707	44	120	164	8.2	55	2	31	46	51	14	244	12.2
00	Barford, Jaylen	20-14	465	23.3	82-183	.448	13-48	.271	32-49	.653	20	52	72	3.6	47	0	39	33	4	18	209	10.5
31	Beard, Anton	20-6	445	22.3	62-136	.456	21-53	.396	44-59	.746	22	26	48	2.4	44	1	45	22	0	20	189	9.5
13	Thomas, Dustin	20-15	362	18.1	39-87	.448	1-2	.500	33-47	.702	25	54	79	4.0	62	2	24	17	4	8	112	5.6
21	Watkins, Manuale	20-12	421	21.1	48-89	.539	4-8	.500	11-16	.688	20	56	76	3.8	33	0	37	12	0	26	111	5.6
23	Jones, CJ	13-0	112	8.6	16-32	.500	12-22	.545	5-7	.714	0	11	11	0.8	11	0	6	3	5	1	49	3.8
05	Cook, Arlando	20-5	266	13.3	28-62	.452	0-0	.000	19-27	.704	19	33	52	2.6	37	1	11	14	9	10	75	3.8
01	Thompson, Trey	20-0	241	12.1	19-30	.633	0-1	.000	13-19	.684	18	45	63	3.2	47	0	25	10	18	8	51	2.6
02	Bailey, Adrio	15-0	102	6.8	11-18	.611	0-0	.000	4-11	.364	9	13	22	1.5	15	0	6	10	3	6	26	1.7
12	Hazen, Brachen	10-0	34	3.4	1-4	.250	0-1	.000	1-4	.250	2	8	10	1.0	5	0	1	4	0	0	3	0.3
15	Holmes, Jonathan	3-0	4	1.3	0-2	.000	0-2	.000	0-0	.000	0	1	1	0.3	0	0	0	0	0	0	0	0.0
Team											38	25	63					2				
Total.....		20	4000		563-1214	.464	129-345	.374	375-497	.755	242	518	760	38.0	428	6	301	243	98	146	1630	81.5
Opponents.....		20	4000		492-1180	.417	150-451	.333	328-493	.665	244	456	700	35.0	405	-	251	267	66	104	1462	73.1

TEAM STATISTICS	AR	OPP	Date	Opponent	Score	Att.
SCORING	1630	1462	11/11/16	FORT WAYNE	w 92-83	13787
Points per game	81.5	73.1	11/14/16	SOUTHERN ILLINOIS	w 90-65	13308
Scoring margin	+8.4	-	11/18/16	UT ARLINGTON	w 71-67	13587
FIELD GOALS-ATT	563-1214	492-1180	11/22/16	at Minnesota	L 71-85	8997
Field goal pct	.464	.417	11/28/16	MOUNT ST. MARY'S	w 89-76	13321
3 POINT FG-ATT	129-345	150-451	12/01/16	STEPHEN F. AUSTIN	w 78-62	13358
3-point FG pct	.374	.333	12/03/16	AUSTIN PEAY	w 99-62	19483
3-pt FG made per game	6.5	7.5	12/06/16	HOUSTON	w 84-72	13455
FREE THROWS-ATT	375-497	328-493	12/10/16	NORTH FLORIDA	w 91-76	13700
Free throw pct	.755	.665	12/17/16	vs Texas	w 77-74	8777
F-Throws made per game	18.8	16.4	12/20/16	NORTH DAKOTA STATE	w 71-55	16006
REBOUNDS	760	700	12/22/16	vs Sam Houston State	w 90-56	12153
Rebounds per game	38.0	35.0	* 12/29/16	FLORIDA	L 72-81	20355
Rebounding margin	+3.0	-	* 01/03/17	at Tennessee	w 82-78	13002
ASSISTS	301	251	* 01/07/17	at Kentucky	L 71-97	24322
Assists per game	15.1	12.6	* 01/10/17	MISSISSIPPI STATE	L 78-84	15111
TURNOVERS	243	267	* 01/14/17	MISSOURI	w 92-73	15424
Turnovers per game	12.2	13.4	* 01/17/17	at Texas A&M	w 62-60	9474
Turnover margin	+1.2	-	* 01/21/17	LSU	w 99-86	16333
Assist/turnover ratio	1.2	0.9	* 01/24/17	at Vanderbilt	w 71-70	9408
STEALS	146	104	* - Conference game			
Steals per game	7.3	5.2				
BLOCKS	98	66				
Blocks per game	4.9	3.3				
ATTENDANCE	197228	86133				
Home games-Avg/Game	13-15171	5-13041				
Neutral site-Avg/Game	-	2-10465				

Score by Periods	1st	2nd	Totals
Arkansas	761	869	1630
Opponents	714	748	1462

RECORD:	OVERALL	HOME	AWAY	NEUTRAL
ALL GAMES	5-3	2-2	3-1	0-0
CONFERENCE	5-3	2-2	3-1	0-0
NON-CONFERENCE	0-0	0-0	0-0	0-0

##	Player	gp-gs	min	avg	Total		3-Point		F-Throw		Rebounds				pf	dq	a	to	blk	stl	pts	avg
					fg-fga	fg%	3fg-fga	3fg%	ft-fa	ft%	off	def	tot	avg								
04	Macon, Daryl	8-8	225	28.1	31-73	.425	17-44	.386	41-47	.872	5	21	26	3.3	17	0	14	16	1	5	120	15.0
33	Kingsley, Moses	8-8	240	30.0	41-89	.461	4-6	.667	23-39	.590	17	48	65	8.1	22	1	12	21	16	7	109	13.6
03	Hannahs, Dusty	8-3	196	24.5	33-80	.413	13-40	.325	24-27	.889	4	11	15	1.9	15	0	10	11	1	3	103	12.9
00	Barford, Jaylen	8-5	191	23.9	35-75	.467	5-18	.278	11-18	.611	11	22	33	4.1	22	0	13	10	0	3	86	10.8
31	Beard, Anton	8-4	202	25.3	27-52	.519	8-17	.471	19-27	.704	4	9	13	1.6	22	1	16	10	0	9	81	10.1
21	Watkins, Manuale	8-4	162	20.3	18-33	.545	4-8	.500	1-4	.250	8	18	26	3.3	16	0	10	5	0	6	41	5.1
05	Cook, Arlando	8-5	117	14.6	12-27	.444	0-0	.000	10-16	.625	9	18	27	3.4	19	1	6	5	2	3	34	4.3
13	Thomas, Dustin	8-3	130	16.3	10-25	.400	0-0	.000	7-12	.583	7	22	29	3.6	27	1	5	7	1	3	27	3.4
01	Thompson, Trey	8-0	101	12.6	7-10	.700	0-1	.000	6-8	.750	6	16	22	2.8	20	0	14	2	8	2	20	2.5
23	Jones, CJ	4-0	14	3.5	2-4	.500	2-4	.500	0-0	.000	0	1	1	0.3	2	0	0	0	0	1	6	1.5
12	Hazen, Brachen	2-0	2	1.0	0-0	.000	0-0	.000	0-0	.000	0	1	1	0.5	0	0	0	0	0	0	0	0.0
02	Bailey, Adrio	5-0	20	4.0	0-1	.000	0-0	.000	0-0	.000	2	4	6	1.2	3	0	2	1	0	1	0	0.0
15	Holmes, Jonathan	1-0	0	0.0	0-0	.000	0-0	.000	0-0	.000	0	0	0	0.0	0	0	0	0	0	0	0	0.0
Team											9	8	17					1				
Total.....		8	1600		216-469	.461	53-138	.384	142-198	.717	82	199	281	35.1	185	4	102	89	29	43	627	78.4
Opponents.....		8	1600		205-462	.444	62-182	.341	157-233	.674	98	195	293	36.6	160	-	107	95	28	42	629	78.6

TEAM STATISTICS	AR	OPP	Date	Opponent	Score	Att.
SCORING	627	629	* 12/29/16	FLORIDA	L 72-81	20355
Points per game	78.4	78.6	* 01/03/17	at Tennessee	w 82-78	13002
Scoring margin	-0.2	-	* 01/07/17	at Kentucky	L 71-97	24322
FIELD GOALS-ATT	216-469	205-462	* 01/10/17	MISSISSIPPI STATE	L 78-84	15111
Field goal pct	.461	.444	* 01/14/17	MISSOURI	w 92-73	15424
3 POINT FG-ATT	53-138	62-182	* 01/17/17	at Texas A&M	w 62-60	9474
3-point FG pct	.384	.341	* 01/21/17	LSU	w 99-86	16333
3-pt FG made per game	6.6	7.8	* 01/24/17	at Vanderbilt	w 71-70	9408
FREE THROWS-ATT	142-198	157-233	* - Conference game			
Free throw pct	.717	.674				
F-Throws made per game	17.8	19.6				
REBOUNDS	281	293				
Rebounds per game	35.1	36.6				
Rebounding margin	-1.5	-				
ASSISTS	102	107				
Assists per game	12.8	13.4				
TURNOVERS	89	95				
Turnovers per game	11.1	11.9				
Turnover margin	+0.8	-				
Assist/turnover ratio	1.1	1.1				
STEALS	43	42				
Steals per game	5.4	5.3				
BLOCKS	29	28				
Blocks per game	3.6	3.5				
ATTENDANCE	67223	56206				
Home games-Avg/Game	4-16806	4-14052				
Neutral site-Avg/Game	-	0-0				

Score by Periods	1st	2nd	Totals
Arkansas	301	326	627
Opponents	299	330	629









# NEUTRAL & ROAD-ONLY STATISTICS »

RECORD:	OVERALL	HOME	AWAY	NEUTRAL
ALL GAMES	5-2	0-0	3-2	2-0
CONFERENCE	3-1	0-0	3-1	0-0
NON-CONFERENCE	2-1	0-0	0-1	2-0

##	Player	gp-gs	min	avg	Total		3-Point		F-Throw		Rebounds				pf	dq	a	to	blk	stl	pts	avg
					fg-fga	fg%	3fg-fga	3fg%	ft-fa	ft%	off	def	tot	avg								
04	Macon, Daryl	7-7	188	26.9	25-68	.368	9-34	.265	51-55	.927	3	17	20	2.9	10	0	9	16	1	6	110	15.7
03	Hannahs, Dusty	7-4	176	25.1	29-70	.414	9-32	.281	19-24	.792	2	8	10	1.4	16	0	8	10	0	3	86	12.3
00	Barford, Jaylen	7-4	164	23.4	31-67	.463	6-16	.375	13-17	.765	8	15	23	3.3	21	0	11	11	1	4	81	11.6
33	Kingsley, Moses	7-7	204	29.1	25-60	.417	2-3	.667	25-34	.735	11	48	59	8.4	18	1	8	14	19	5	77	11.0
31	Beard, Anton	7-2	152	21.7	20-47	.426	4-13	.308	15-25	.600	12	8	20	2.9	14	0	8	7	0	4	59	8.4
21	Watkins, Manuale	7-4	155	22.1	18-31	.581	3-4	.750	0-3	.000	7	21	28	4.0	17	0	6	7	0	10	39	5.6
05	Cook, Arlando	7-3	105	15.0	12-23	.522	0-0	.000	5-7	.714	6	17	23	3.3	20	0	3	5	6	5	29	4.1
13	Thomas, Dustin	7-4	118	16.9	7-23	.304	0-0	.000	9-12	.750	6	20	26	3.7	24	1	4	3	2	3	23	3.3
23	Jones, CJ	3-0	19	6.3	3-5	.600	1-2	.500	0-2	.000	0	1	1	0.3	2	0	0	1	0	0	7	2.3
02	Bailey, Adrio	3-0	20	6.7	1-3	.333	0-0	.000	2-4	.500	0	3	3	1.0	3	0	1	1	1	3	4	1.3
01	Thompson, Trey	7-0	86	12.3	2-8	.250	0-1	.000	5-6	.833	6	16	22	3.1	14	0	11	4	8	2	9	1.3
15	Holmes, Jonathan	1-0	2	2.0	0-0	.000	0-0	.000	0-0	.000	0	0	0	0.0	0	0	0	0	0	0	0	0.0
12	Hazen, Brachen	3-0	11	3.7	0-2	.000	0-1	.000	0-0	.000	0	5	5	1.7	1	0	1	0	0	0	0	0.0
Team											15	8	23					2				
Total.....		7	1400		173-407	.425	34-106	.321	144-189	.762	76	187	263	37.6	160	2	70	81	38	45	524	74.9
Opponents.....		7	1400		173-414	.418	42-139	.302	132-188	.702	85	181	266	38.0	150	-	98	81	33	35	520	74.3

TEAM STATISTICS	AR	OPP	Date	Opponent	Score	Att.
SCORING	524	520	11/22/16	at Minnesota	L 71-85	8997
Points per game	74.9	74.3	12/17/16	vs Texas	W 77-74	8777
Scoring margin	+0.6	-	12/22/16	vs Sam Houston State	W 90-56	12153
FIELD GOALS-ATT	173-407	173-414	* 01/03/17	at Tennessee	W 82-78	13002
Field goal pct	.425	.418	* 01/07/17	at Kentucky	L 71-97	24322
3 POINT FG-ATT	34-106	42-139	* 01/17/17	at Texas A&M	W 62-60	9474
3-point FG pct	.321	.302	* 01/24/17	at Vanderbilt	W 71-70	9408
3-pt FG made per game	4.9	6.0	* - Conference game			
FREE THROWS-ATT	144-189	132-188				
Free throw pct	.762	.702				
F-Throws made per game	20.6	18.9				
REBOUNDS	263	266				
Rebounds per game	37.6	38.0				
Rebounding margin	-0.4	-				
ASSISTS	70	98				
Assists per game	10.0	14.0				
TURNOVERS	81	81				
Turnovers per game	11.6	11.6				
Turnover margin	+0.0	-				
Assist/turnover ratio	0.9	1.2				
STEALS	45	35				
Steals per game	6.4	5.0				
BLOCKS	38	33				
Blocks per game	5.4	4.7				
ATTENDANCE	0	86133				
Home games-Avg/Game	0-0	5-13041				
Neutral site-Avg/Game	-	2-10465				

Score by Periods	1st	2nd	Totals
Arkansas	231	293	524
Opponents	248	272	520

0		JAYLEN <b>BARFORD</b> ■ JR ■ G ■ 6-3 ■ 202 Jackson, Tenn. ■ Motlow State CC	<table><tr><th>YEAR</th><th>GP/GS</th><th>PPG</th><th>APG</th><th>RPG</th><th>SPG</th><th>FG%</th><th>FT%</th></tr><tr><td>2016-17</td><td>20/14</td><td>10.5</td><td>2.0</td><td>3.6</td><td>0.9</td><td>.448</td><td>.653</td></tr><tr><td>Career</td><td>20/14</td><td>10.5</td><td>2.0</td><td>3.6</td><td>0.9</td><td>.448</td><td>.653</td></tr></table>	YEAR	GP/GS	PPG	APG	RPG	SPG	FG%	FT%	2016-17	20/14	10.5	2.0	3.6	0.9	.448	.653	Career	20/14	10.5	2.0	3.6	0.9	.448	.653	<b>PLAYER NOTABLES:</b> <ul style="list-style-type: none"><li>Scored 10+ points in the 1st half in four of last seven games.</li><li>Scored 10+ points in 14 of 20 games this season.</li><li>Fourth on the team in scoring, averaging 10.5 ppg.</li></ul>	<b>CAREER HIGHS</b> PTS: 17 - UT Arlington (11/18/16) AST: 4 - (2x) last vs. Austin Peay (12/3/16) REB: 6 - (3x) last vs. Missouri (1/14/17) STL: 3 - (2x) last vs. North Florida (12/10/16)
YEAR	GP/GS	PPG	APG	RPG	SPG	FG%	FT%																						
2016-17	20/14	10.5	2.0	3.6	0.9	.448	.653																						
Career	20/14	10.5	2.0	3.6	0.9	.448	.653																						
1		TREY <b>THOMPSON</b> ■ JR ■ F ■ 6-9 ■ 265 Madison, Ark. ■ Forrest City HS	<table><tr><th>YEAR</th><th>GP/GS</th><th>PPG</th><th>RPG</th><th>BPG</th><th>APG</th><th>FG%</th><th>FT%</th></tr><tr><td>2016-17</td><td>20/0</td><td>2.6</td><td>3.2</td><td>0.9</td><td>1.3</td><td>.633</td><td>.684</td></tr><tr><td>Career</td><td>63/1</td><td>2.3</td><td>3.1</td><td>0.7</td><td>1.0</td><td>.594</td><td>.604</td></tr></table>	YEAR	GP/GS	PPG	RPG	BPG	APG	FG%	FT%	2016-17	20/0	2.6	3.2	0.9	1.3	.633	.684	Career	63/1	2.3	3.1	0.7	1.0	.594	.604	<b>PLAYER NOTABLES:</b> <ul style="list-style-type: none"><li>Has at least one rebound in every game this season.</li><li>Second on the team with 18 blocks. Nine multi-block games.</li><li>Went a perfect 6-6 from the field, scoring a career-high 13 points against LSU last year. (2/23/16).</li></ul>	<b>CAREER HIGHS</b> PTS: 13 - LSU (2/23/16) REB: 9 - Texas Tech (1/30/16) BLK: 4 - Texas Tech (1/30/16) AST: 5 - North Florida (12/22/15)
YEAR	GP/GS	PPG	RPG	BPG	APG	FG%	FT%																						
2016-17	20/0	2.6	3.2	0.9	1.3	.633	.684																						
Career	63/1	2.3	3.1	0.7	1.0	.594	.604																						
2		ADRIO <b>BAILEY</b> ■ FR ■ F ■ 6-6 ■ 204 Campti, La. ■ Lakeview HS	<table><tr><th>YEAR</th><th>GP/GS</th><th>PPG</th><th>RPG</th><th>BPG</th><th>APG</th><th>FG%</th><th>FT%</th></tr><tr><td>2016-17</td><td>15/0</td><td>1.7</td><td>1.5</td><td>0.2</td><td>0.4</td><td>.611</td><td>.364</td></tr><tr><td>Career</td><td>15/0</td><td>1.7</td><td>1.5</td><td>0.2</td><td>0.4</td><td>.611</td><td>.364</td></tr></table>	YEAR	GP/GS	PPG	RPG	BPG	APG	FG%	FT%	2016-17	15/0	1.7	1.5	0.2	0.4	.611	.364	Career	15/0	1.7	1.5	0.2	0.4	.611	.364	<b>PLAYER NOTABLES:</b> <ul style="list-style-type: none"><li>Ranked as the No. 11 player in the state of Louisiana.</li><li>No. 50 small forward in 2016 class by Rivals.com.</li><li>Scored a career-high 14 points, 7 rebounds, 2 assists and 2 blocks against Austin Peay.</li></ul>	<b>CAREER HIGHS</b> PTS: 14 - Austin Peay (12/3/16) REB: 7 - Austin Peay (12/3/16) BLK: 2 - Austin Peay (12/3/16) AST: 2 - Austin Peay (12/3/16)
YEAR	GP/GS	PPG	RPG	BPG	APG	FG%	FT%																						
2016-17	15/0	1.7	1.5	0.2	0.4	.611	.364																						
Career	15/0	1.7	1.5	0.2	0.4	.611	.364																						
3		DUSTY <b>HANNAHS</b> ■ SR ■ G ■ 6-3 ■ 210 Little Rock, Ark. ■ Texas Tech University	<table><tr><th>YEAR</th><th>GP/GS</th><th>PPG</th><th>APG</th><th>SPG</th><th>FG%</th><th>3FG%</th><th>FT%</th></tr><tr><td>2016-17</td><td>20/10</td><td>14.1</td><td>1.4</td><td>0.5</td><td>.429</td><td>.353</td><td>.892</td></tr><tr><td>Career</td><td>115/56</td><td>11.1</td><td>0.9</td><td>0.5</td><td>.423</td><td>.390</td><td>.881</td></tr></table>	YEAR	GP/GS	PPG	APG	SPG	FG%	3FG%	FT%	2016-17	20/10	14.1	1.4	0.5	.429	.353	.892	Career	115/56	11.1	0.9	0.5	.423	.390	.881	<b>PLAYER NOTABLES:</b> <ul style="list-style-type: none"><li>Second in the SEC in free throw percentage (.892).</li><li>Is 53-of-58 (.914) from the FT line over the last 17+ games.</li><li>Has scored 10+ points in 24 of the last 27 contests, dating back to last season.</li></ul>	<b>CAREER HIGHS</b> PTS: 33 - Florida (3/10/16) AST: 6 - at West Virginia (1/22/14) STL: 3 - (2x) last vs. Miss. St. (1/9/16) 3FGM: 8 - Miss. St. (1/9/16)
YEAR	GP/GS	PPG	APG	SPG	FG%	3FG%	FT%																						
2016-17	20/10	14.1	1.4	0.5	.429	.353	.892																						
Career	115/56	11.1	0.9	0.5	.423	.390	.881																						
4		DARYL <b>MACON</b> ■ JR ■ G ■ 6-3 ■ 185 Little Rock, Ark. ■ Holmes CC	<table><tr><th>YEAR</th><th>GP/GS</th><th>PPG</th><th>APG</th><th>SPG</th><th>FG%</th><th>3FG%</th><th>FT%</th></tr><tr><td>2016-17</td><td>20/18</td><td>14.0</td><td>2.5</td><td>1.3</td><td>.452</td><td>.381</td><td>.891</td></tr><tr><td>Career</td><td>20/18</td><td>14.0</td><td>2.5</td><td>1.3</td><td>.452</td><td>.381</td><td>.891</td></tr></table>	YEAR	GP/GS	PPG	APG	SPG	FG%	3FG%	FT%	2016-17	20/18	14.0	2.5	1.3	.452	.381	.891	Career	20/18	14.0	2.5	1.3	.452	.381	.891	<b>PLAYER NOTABLES:</b> <ul style="list-style-type: none"><li>Third in the SEC in free throw percentage (.891).</li><li>Has scored 12+ points in 16 of 20 games this season.</li><li>Two 12+ made free throw performances this season. (14-of-14 vs. Texas; 12-of-13 at Tennessee)</li></ul>	<b>CAREER HIGHS</b> PTS: 23 - Texas (12/17/16) AST: 6 - Missouri (1/14/17) STL: 4 - Fort Wayne (11/11/16) 3FGM: 4 - (2x) last vs. Missouri (1/14/17)
YEAR	GP/GS	PPG	APG	SPG	FG%	3FG%	FT%																						
2016-17	20/18	14.0	2.5	1.3	.452	.381	.891																						
Career	20/18	14.0	2.5	1.3	.452	.381	.891																						
5		ARLANDO <b>COOK</b> ■ JR ■ F ■ 6-8 ■ 215 St. Louis, Mo. ■ Connors State College	<table><tr><th>YEAR</th><th>GP/GS</th><th>PPG</th><th>RPG</th><th>BPG</th><th>APG</th><th>FG%</th><th>FT%</th></tr><tr><td>2016-17</td><td>20/5</td><td>3.8</td><td>2.6</td><td>0.5</td><td>0.6</td><td>.452</td><td>.704</td></tr><tr><td>Career</td><td>20/5</td><td>3.8</td><td>2.6</td><td>0.5</td><td>0.6</td><td>.452</td><td>.704</td></tr></table>	YEAR	GP/GS	PPG	RPG	BPG	APG	FG%	FT%	2016-17	20/5	3.8	2.6	0.5	0.6	.452	.704	Career	20/5	3.8	2.6	0.5	0.6	.452	.704	<b>PLAYER NOTABLES:</b> <ul style="list-style-type: none"><li>Had a career-high seven boards at TAMU on Tuesday.</li><li>Averaged 16.0 pts and 10.1 rebs per game last season.</li><li>Totalled 15 double-doubles, eight 20-point games and 16 10+ rebound performances last season.</li></ul>	<b>CAREER HIGHS</b> PTS: 9 - Southern Illinois (11/14/16) REB: 7 - at Texas A&M (1/17/17) BLK: 3 - (5x) last vs. Sam Houston State (12/20/16) AST: 2 - (3x) last vs. LSU (1/21/17)
YEAR	GP/GS	PPG	RPG	BPG	APG	FG%	FT%																						
2016-17	20/5	3.8	2.6	0.5	0.6	.452	.704																						
Career	20/5	3.8	2.6	0.5	0.6	.452	.704																						
12		BRACHEN <b>HAZEN</b> ■ FR ■ F ■ 6-8 ■ 195 Fort Wayne, Ind. ■ Columbia City HS	<table><tr><th>YEAR</th><th>GP/GS</th><th>PPG</th><th>APG</th><th>RPG</th><th>FG%</th><th>3FG%</th><th>FT%</th></tr><tr><td>2016-17</td><td>10/0</td><td>0.3</td><td>0.1</td><td>1.0</td><td>.250</td><td>.000</td><td>.250</td></tr><tr><td>Career</td><td>10/0</td><td>0.3</td><td>0.1</td><td>1.0</td><td>.250</td><td>.000</td><td>.250</td></tr></table>	YEAR	GP/GS	PPG	APG	RPG	FG%	3FG%	FT%	2016-17	10/0	0.3	0.1	1.0	.250	.000	.250	Career	10/0	0.3	0.1	1.0	.250	.000	.250	<b>PLAYER NOTABLES:</b> <ul style="list-style-type: none"><li>Had a tip-in off an offensive rebound vs. Austin Peay.</li><li>Ranked as the No. 7 player in the state of Indiana.</li><li>Had five rebounds in seven minutes of action against Sam Houston State in North Little Rock.</li></ul>	<b>CAREER HIGHS</b> PTS: 2 - Austin Peay (12/3/16) AST: 1 - Sam Houston State (12/22/16) REB: 5 - Sam Houston State (12/22/16) 3FGM: --
YEAR	GP/GS	PPG	APG	RPG	FG%	3FG%	FT%																						
2016-17	10/0	0.3	0.1	1.0	.250	.000	.250																						
Career	10/0	0.3	0.1	1.0	.250	.000	.250																						
13		DUSTIN <b>THOMAS</b> ■ R-JR ■ F ■ 6-8 ■ 225 Texarkana, Texas ■ University of Colorado	<table><tr><th>YEAR</th><th>GP/GS</th><th>PPG</th><th>RPG</th><th>BPG</th><th>SPG</th><th>FG%</th><th>FT%</th></tr><tr><td>2016-17</td><td>20/15</td><td>5.6</td><td>4.0</td><td>0.2</td><td>0.2</td><td>.448</td><td>.702</td></tr><tr><td>Career</td><td>87/32</td><td>4.4</td><td>2.8</td><td>0.2</td><td>0.3</td><td>.435</td><td>.641</td></tr></table>	YEAR	GP/GS	PPG	RPG	BPG	SPG	FG%	FT%	2016-17	20/15	5.6	4.0	0.2	0.2	.448	.702	Career	87/32	4.4	2.8	0.2	0.3	.435	.641	<b>PLAYER NOTABLES:</b> <ul style="list-style-type: none"><li>Sat out last season after transferring from Colorado.</li><li>Has scored 8+ points in seven games this season.</li><li>Recorded 10 pts and 6 rbs in his first start as a Razorback.</li><li>Had seven first half rebounds against Sam Houston State.</li></ul>	<b>CAREER HIGHS</b> PTS: 17 - USC (1/4/15) REB: 8 - North Florida (12/10/16) BLK: 2 - (2x) last vs. California (2/12/15) STL: 3 - USC (1/4/15)
YEAR	GP/GS	PPG	RPG	BPG	SPG	FG%	FT%																						
2016-17	20/15	5.6	4.0	0.2	0.2	.448	.702																						
Career	87/32	4.4	2.8	0.2	0.3	.435	.641																						
21		MANUALE <b>WATKINS</b> ■ SR ■ G ■ 6-3 ■ 222 Fayetteville, Ark. ■ Fayetteville HS	<table><tr><th>YEAR</th><th>GP/GS</th><th>PPG</th><th>APG</th><th>RPG</th><th>SPG</th><th>FG%</th><th>FT%</th></tr><tr><td>2016-17</td><td>20/12</td><td>5.6</td><td>1.9</td><td>3.8</td><td>1.3</td><td>.539</td><td>.688</td></tr><tr><td>Career</td><td>96/21</td><td>3.9</td><td>1.5</td><td>2.6</td><td>1.0</td><td>.515</td><td>.614</td></tr></table>	YEAR	GP/GS	PPG	APG	RPG	SPG	FG%	FT%	2016-17	20/12	5.6	1.9	3.8	1.3	.539	.688	Career	96/21	3.9	1.5	2.6	1.0	.515	.614	<b>PLAYER NOTABLES:</b> <ul style="list-style-type: none"><li>He has 12 TO's in 421 mins. of action or 1.0 TO every 35.1 mins.</li><li>Leads the team with 26 steals.</li><li>Third on the team in rebounding, averaging 3.8 rebounds per game.</li></ul>	<b>CAREER HIGHS</b> PTS: 14 - (2x) last at Wake Forest (12/4/15) AST: 5 - (2x) last vs. Northwestern St. (12/1/15) REB: 9 - Northwestern St. (12/1/15) STL: 5 - Wake Forest (11/19/14)
YEAR	GP/GS	PPG	APG	RPG	SPG	FG%	FT%																						
2016-17	20/12	5.6	1.9	3.8	1.3	.539	.688																						
Career	96/21	3.9	1.5	2.6	1.0	.515	.614																						
23		C.J. <b>JONES</b> ■ FR ■ G ■ 6-5 ■ 175 Birmingham, Ala. ■ Central Park Christian	<table><tr><th>YEAR</th><th>GP/GS</th><th>PPG</th><th>APG</th><th>SPG</th><th>FG%</th><th>3FG%</th><th>FT%</th></tr><tr><td>2016-17</td><td>13/0</td><td>3.8</td><td>0.5</td><td>0.1</td><td>.500</td><td>.545</td><td>.714</td></tr><tr><td>Career</td><td>13/0</td><td>3.8</td><td>0.5</td><td>0.1</td><td>.500</td><td>.545</td><td>.714</td></tr></table>	YEAR	GP/GS	PPG	APG	SPG	FG%	3FG%	FT%	2016-17	13/0	3.8	0.5	0.1	.500	.545	.714	Career	13/0	3.8	0.5	0.1	.500	.545	.714	<b>PLAYER NOTABLES:</b> <ul style="list-style-type: none"><li>36 of his 49 points this season have come from three's.</li><li>Averaged 28 ppg, 6 rpg, 4 apg and 3 spg as a senior.</li><li>Had 11 points vs. Austin Peay on 4-of-6 shooting, 3-of-4 from behind the arc. Is shooting 50.0 percent from the field.</li></ul>	<b>CAREER HIGHS</b> PTS: 11 - (2x) last vs. Austin Peay (12/3/16) AST: 2 - Austin Peay (12/3/16) STL: 1 - Missouri (1/14/17) 3FGM: 3 - Austin Peay (12/3/16)
YEAR	GP/GS	PPG	APG	SPG	FG%	3FG%	FT%																						
2016-17	13/0	3.8	0.5	0.1	.500	.545	.714																						
Career	13/0	3.8	0.5	0.1	.500	.545	.714																						
31		ANTON <b>BEARD</b> ■ JR ■ G ■ 6-0 ■ 198 North Little Rock, Ark. ■ North Little Rock HS	<table><tr><th>YEAR</th><th>GP/GS</th><th>PPG</th><th>APG</th><th>SPG</th><th>FG%</th><th>3FG%</th><th>FT%</th></tr><tr><td>2016-17</td><td>20/6</td><td>9.5</td><td>2.3</td><td>1.0</td><td>.456</td><td>.396</td><td>.746</td></tr><tr><td>Career</td><td>78/23</td><td>7.0</td><td>1.8</td><td>1.0</td><td>.392</td><td>.343</td><td>.679</td></tr></table>	YEAR	GP/GS	PPG	APG	SPG	FG%	3FG%	FT%	2016-17	20/6	9.5	2.3	1.0	.456	.396	.746	Career	78/23	7.0	1.8	1.0	.392	.343	.679	<b>PLAYER NOTABLES:</b> <ul style="list-style-type: none"><li>Third on the team with 22 offensive rebounds.</li><li>Has multiple assists in 13 of 20 games this year.</li><li>Scored 10+ points in eight of the last 10 games.</li><li>Had 7 dimes against LSU, most by a Razorback this year.</li></ul>	<b>CAREER HIGHS</b> PTS: 18 - at Georgia (1/23/16) AST: 7 - LSU (1/21/17) STL: 5 - Milwaukee (12/22/14) 3FGM: 4 - at Ole Miss (2/14/15)
YEAR	GP/GS	PPG	APG	SPG	FG%	3FG%	FT%																						
2016-17	20/6	9.5	2.3	1.0	.456	.396	.746																						
Career	78/23	7.0	1.8	1.0	.392	.343	.679																						
33		MOSES <b>KINGSLEY</b> ■ SR ■ F ■ 6-10 ■ 230 Abuja, Nigeria ■ Huntington Prep (W.Va.)	<table><tr><th>YEAR</th><th>GP/GS</th><th>PPG</th><th>RPG</th><th>BPG</th><th>SPG</th><th>FG%</th><th>FT%</th></tr><tr><td>2016-17</td><td>20/20</td><td>12.2</td><td>8.2</td><td>2.6</td><td>0.7</td><td>.473</td><td>.707</td></tr><tr><td>Career</td><td>120/55</td><td>8.4</td><td>5.4</td><td>1.8</td><td>0.7</td><td>.517</td><td>.652</td></tr></table>	YEAR	GP/GS	PPG	RPG	BPG	SPG	FG%	FT%	2016-17	20/20	12.2	8.2	2.6	0.7	.473	.707	Career	120/55	8.4	5.4	1.8	0.7	.517	.652	<b>PLAYER NOTABLES:</b> <ul style="list-style-type: none"><li>Is second in the SEC in career double-doubles with 21.</li><li>Is T-16th in the country with 2.55 blocks per game.</li><li>Named to the Wooden Award Watch List.</li><li>Has 3+ blocks in 11 games this season.</li></ul>	<b>CAREER HIGHS</b> PTS: 26 - at Dayton (12/30/15) REB: 14 - (3x) last vs. #25 Florida (12/29/16) BLK: 8 - Tennessee Tech (12/12/15) STL: 4 - Auburn (2/17/16)
YEAR	GP/GS	PPG	RPG	BPG	SPG	FG%	FT%																						
2016-17	20/20	12.2	8.2	2.6	0.7	.473	.707																						
Career	120/55	8.4	5.4	1.8	0.7	.517	.652																						
HC		 1980-82 - Student-Athlete  1982-85 - Volunteer Assistant  1985-89 - Volunteer Assistant 1989-00 - Assistant Coach 2000-02 - Assistant Head Coach  2002-06 - Head Coach 89-41 (.680)  2006-11 - Head Coach 111-57 (.660)  2011-Present - Head Coach 118-68 (.634)																											